

```

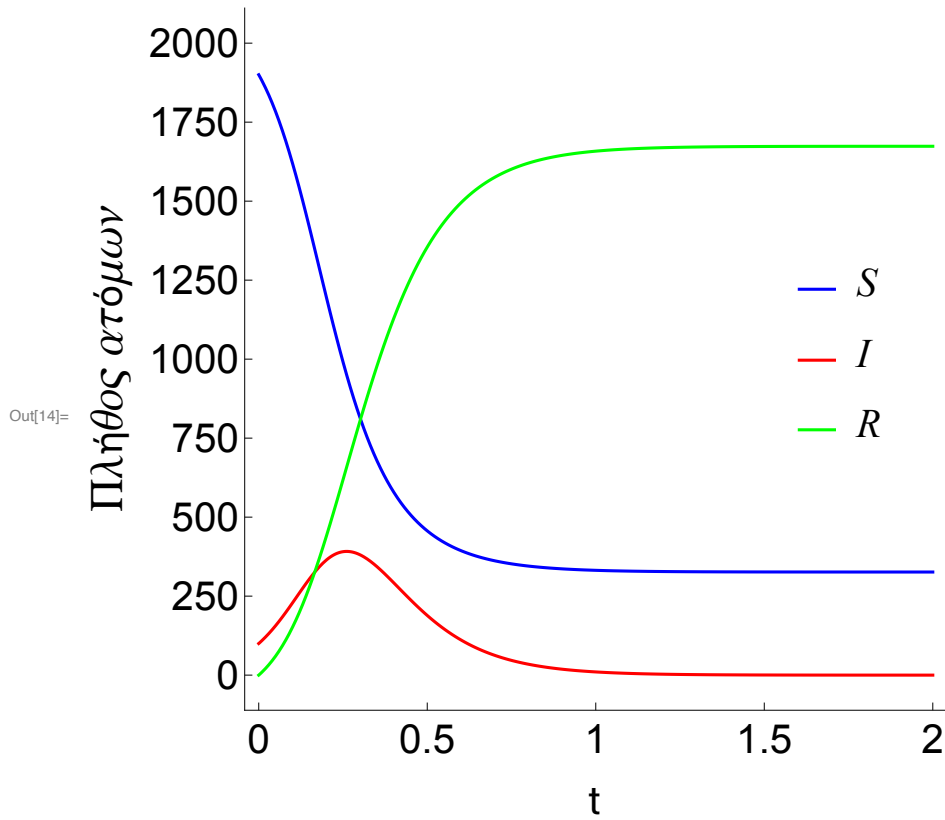
In[1]:= N = 2 * 10^3;
beta = 0.01;
gamma = 9.5;
mu = 0;
S0 = 1.9 * 10^3;
I0 = 10^2;
R0 = N - S0 - I0;
tend = 2;
S = .;
I = .;
R = .;

```

```

In[10]:= Sol0 = NDSolve[{D[S[t], t] == mu * N - beta * S[t] * I[t] - mu * S[t], D[I[t], t] ==
  beta * S[t] * I[t] - (gamma + mu) * I[t], D[R[t], t] == gamma * I[t] - mu * R[t],
  S[0] == S0, I[0] == I0, R[0] == R0}, {S, I, R}, {t, 0, tend}];
Plot10 = Plot[Evaluate[S[t] /. First[Sol0]], {t, 0, tend}, PlotPoints -> 200,
  Mesh -> False, AxesLabel -> {t, S}, PlotRange -> All, PlotStyle -> Blue,
  FrameLabel -> {Style["t", FontFamily -> "MS Serif", FontSize -> 21],
  Style["Πλήθος ατόμων", FontFamily -> "MS Serif", FontSize -> 21]},
  RotateLabel -> True, Frame -> {{Automatic, False}, {Automatic, False}}];
Plot20 = Plot[Evaluate[I[t] /. First[Sol0]], {t, 0, tend}, PlotPoints -> 200,
  Mesh -> False, AxesLabel -> {t, I}, PlotRange -> All, PlotStyle -> Red,
  FrameLabel -> {Style["t", FontFamily -> "MS Serif", FontSize -> 21],
  Style["Πλήθος ατόμων", FontFamily -> "MS Serif", FontSize -> 21]},
  RotateLabel -> True, Frame -> {{Automatic, False}, {Automatic, False}}];
Plot30 = Plot[Evaluate[R[t] /. First[Sol0]], {t, 0, tend}, PlotPoints -> 200,
  Mesh -> False, AxesLabel -> {t, R}, PlotRange -> All, PlotStyle -> Green,
  FrameLabel -> {Style["t", FontFamily -> "MS Serif", FontSize -> 21],
  Style["Πλήθος ατόμων", FontFamily -> "MS Serif", FontSize -> 21]},
  RotateLabel -> True, Frame -> {{Automatic, False}, {Automatic, False}}];
MP0 = Show[Plot10, Plot20, Plot30, PlotRange -> {{0, tend}, {0, 2000}}, Epilog ->
  Inset[Column[{LineLegend[{Blue, Red, Green}, {"S", "I", "R"}], LabelStyle ->
  {FontFamily -> "Times New Roman", FontSize -> 21, FontSlant -> Italic}}],
  Scaled[{0.85, 0.5}]], MaxRecursion -> 0, PlotPoints -> {200, 100},
  AspectRatio -> 1, AxesOrigin -> {0, 0}, RotateLabel -> True,
  LabelStyle -> {21, GrayLevel[0]},
  FrameTicks -> {{0, 250, 500, 750, 1000, 1250, 1500, 1750, 2000}, None},
  {{0, 0.5, 1, 1.5, 2}, None}}, ImageSize -> {450, 450},
  AspectRatio -> Full, PlotLabel -> None, LabelStyle -> {21, GrayLevel[0]}]

```

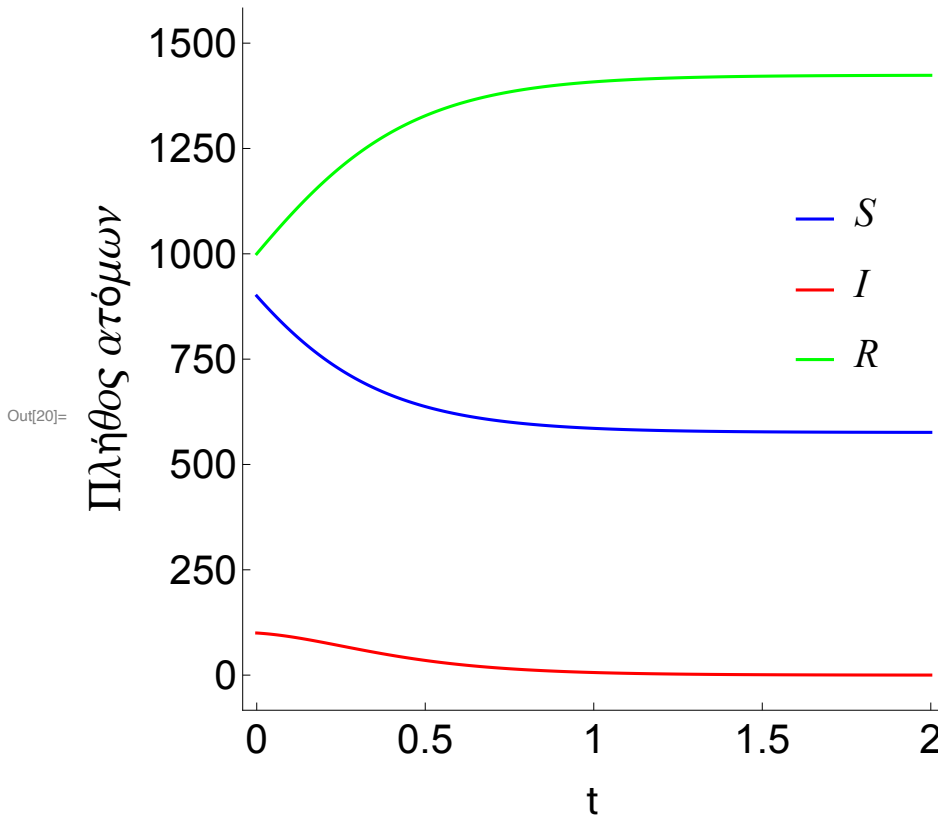


In[15]=  $N = 2 * 10^3$ ;  $S_0 = 9 * 10^2$ ;  $I_0 = 10^2$ ;  $R_0 = N - S_0 - I_0$ ;  
 Sol1 = NDSolve[{D[S[t], t] ==  $\mu * N - \beta * S[t] * I[t] - \mu * S[t]$ , D[I[t], t] ==  
 $\beta * S[t] * I[t] - (\gamma + \mu) * I[t]$ , D[R[t], t] ==  $\gamma * I[t] - \mu * R[t]$ ,  
 $S[0] == S_0$ ,  $I[0] == I_0$ ,  $R[0] == R_0$ }, {S, I, R}, {t, 0, tend}];

```

In[17]:= Plot11 = Plot[Evaluate[S[t] /. First[Sol1]], {t, 0, tend}, PlotPoints → 200,
  Mesh → False, AxesLabel → {t, S}, PlotRange → All, PlotStyle → Blue,
  FrameLabel → {Style["t", FontFamily → "MS Serif", FontSize → 21],
    Style["Πλήθος ατόμων", FontFamily → "MS Serif", FontSize → 21]},
  RotateLabel → True, Frame → {{Automatic, False}, {Automatic, False}}];
Plot21 = Plot[Evaluate[I[t] /. First[Sol1]], {t, 0, tend}, PlotPoints → 200,
  Mesh → False, AxesLabel → {t, I}, PlotRange → All, PlotStyle → Red,
  FrameLabel → {Style["t", FontFamily → "MS Serif", FontSize → 21],
    Style["Πλήθος ατόμων", FontFamily → "MS Serif", FontSize → 21]},
  RotateLabel → True, Frame → {{Automatic, False}, {Automatic, False}}];
Plot31 = Plot[Evaluate[R[t] /. First[Sol1]], {t, 0, tend}, PlotPoints → 200,
  Mesh → False, AxesLabel → {t, R}, PlotRange → All, PlotStyle → Green,
  FrameLabel → {Style["t", FontFamily → "MS Serif", FontSize → 21],
    Style["Πλήθος ατόμων", FontFamily → "MS Serif", FontSize → 21]},
  RotateLabel → True, Frame → {{Automatic, False}, {Automatic, False}}];
MP1 = Show[Plot11, Plot21, Plot31, PlotRange → {{0, tend}, {0, 1500}}, Epilog →
  Inset[Column[{LineLegend[{Blue, Red, Green}, {"S", "I", "R"}], LabelStyle →
    {FontFamily → "Times New Roman", FontSize → 21, FontSlant → Italic}}],
  Scaled[{0.85, 0.6}]], MaxRecursion → 0, PlotPoints → {200, 100},
  AspectRatio → 1, AxesOrigin → {0, 0}, RotateLabel → True,
  LabelStyle → {21, GrayLevel[0]}, FrameTicks →
  {{{0, 250, 500, 750, 1000, 1250, 1500}, None}, {{0, 0.5, 1, 1.5, 2}, None}},
  ImageSize → {450, 450}, AspectRatio → Full, PlotLabel → None,
  LabelStyle → {21, GrayLevel[0]}]

```



```

In[21]:= N = 10^3; S0 = 9 * 10^2; I0 = 10^2; R0 = N - S0 - I0;
Sol2 = NDSolve[{D[S[t], t] == mu * N - beta * S[t] * I[t] - mu * S[t], D[I[t], t] ==
  beta * S[t] * I[t] - (gamma + mu) * I[t], D[R[t], t] == gamma * I[t] - mu * R[t],
  S[0] == S0, I[0] == I0, R[0] == R0}, {S, I, R}, {t, 0, tend}];

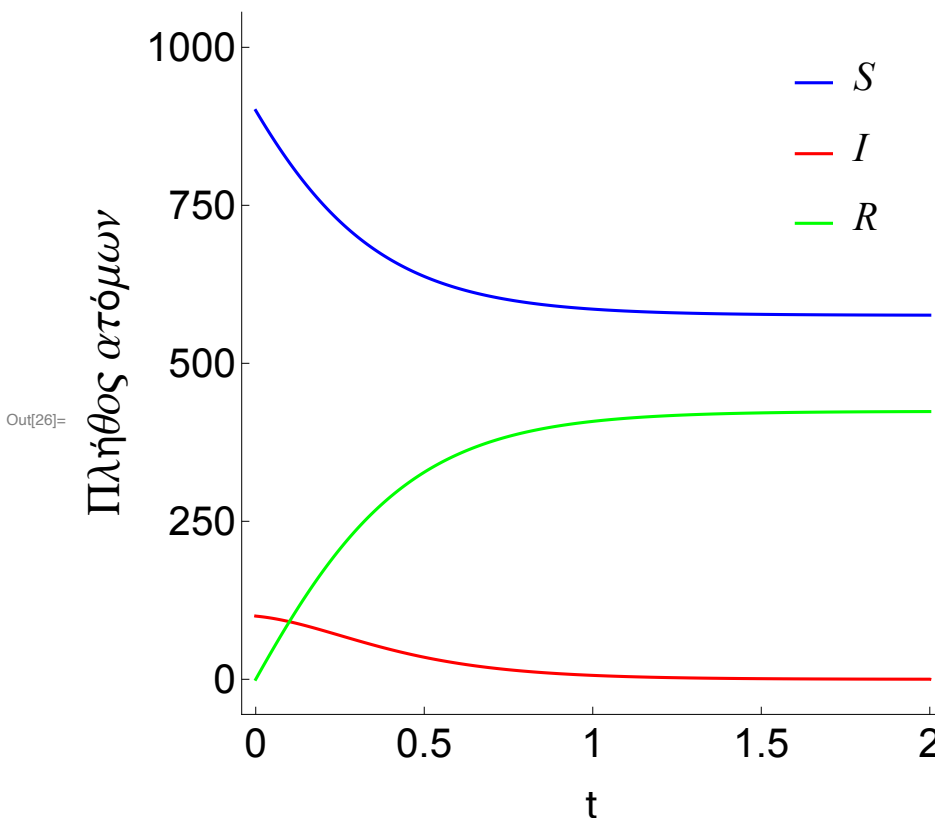
In[23]:= Plot12 = Plot[Evaluate[S[t] /. First[Sol2]], {t, 0, tend}, PlotPoints -> 200,
  Mesh -> False, AxesLabel -> {t, S}, PlotRange -> All, PlotStyle -> Blue,
  FrameLabel -> {Style["t", FontFamily -> "MS Serif", FontSize -> 21],
  Style["Πλήθος ατόμων", FontFamily -> "MS Serif", FontSize -> 21]},
  RotateLabel -> True, Frame -> {{Automatic, False}, {Automatic, False}}];
Plot22 = Plot[Evaluate[I[t] /. First[Sol2]], {t, 0, tend}, PlotPoints -> 200,
  Mesh -> False, AxesLabel -> {t, I}, PlotRange -> All, PlotStyle -> Red,
  FrameLabel -> {Style["t", FontFamily -> "MS Serif", FontSize -> 21],
  Style["Πλήθος ατόμων", FontFamily -> "MS Serif", FontSize -> 21]},
  RotateLabel -> True, Frame -> {{Automatic, False}, {Automatic, False}}];
Plot32 = Plot[Evaluate[R[t] /. First[Sol2]], {t, 0, tend}, PlotPoints -> 200,
  Mesh -> False, AxesLabel -> {t, R}, PlotRange -> All, PlotStyle -> Green,
  FrameLabel -> {Style["t", FontFamily -> "MS Serif", FontSize -> 21],
  Style["Πλήθος ατόμων", FontFamily -> "MS Serif", FontSize -> 21]},
  RotateLabel -> True, Frame -> {{Automatic, False}, {Automatic, False}}];

```

```

In[26]:= MP2 = Show[Plot12, Plot22, Plot32, PlotRange -> {{0, tend}, {0, 1000}}, Epilog ->
  Inset[Column[{LineLegend[{Blue, Red, Green}, {"S", "I", "R"}, LabelStyle ->
    {FontFamily -> "Times New Roman", FontSize -> 21, FontSlant -> Italic}]}],
    Scaled[{0.85, 0.8}]], MaxRecursion -> 0, PlotPoints -> {200, 100},
  AspectRatio -> 1, AxesOrigin -> {0, 0}, RotateLabel -> True,
  LabelStyle -> {21, GrayLevel[0]},
  FrameTicks -> {{{0, 250, 500, 750, 1000}, None}, {{0, 0.5, 1, 1.5, 2}, None}},
  ImageSize -> {450, 450}, AspectRatio -> Full,
  PlotLabel -> None, LabelStyle -> {21, GrayLevel[0]}]

```



```

In[27]:= Plot21n = Plot[Evaluate[I[t] /. First[Sol1]], {t, 0, tend}, PlotPoints -> 200,
  Mesh -> False, AxesLabel -> {t, I}, PlotRange -> All, PlotStyle -> Green,
  FrameLabel -> {Style["t", FontFamily -> "MS Serif", FontSize -> 21],
    Style["Πλήθος ατόμων", FontFamily -> "MS Serif", FontSize -> 21]},
  RotateLabel -> True, Frame -> {{Automatic, False}, {Automatic, False}}];
Plot22n = Plot[Evaluate[I[t] /. First[Sol2]], {t, 0, tend}, PlotPoints -> 200,
  Mesh -> False, AxesLabel -> {t, I}, PlotRange -> All, PlotStyle -> Cyan,
  FrameLabel -> {Style["t", FontFamily -> "MS Serif", FontSize -> 21],
    Style["Πλήθος ατόμων", FontFamily -> "MS Serif", FontSize -> 21]},
  RotateLabel -> True, Frame -> {{Automatic, False}, {Automatic, False}}];
(* CenterDot . : https://
  reference.wolfram.com/language/ref/character/CenterDot.html*)
(* Style["!\(\(*SubscriptBox[\(N\), \(\rho\)]\) g/m2", 13]}],

```

```

Style["!\(\(*SubscriptBox[\(N\), \(\(P\)\)]\) g/m2",13]] : https://
community.wolfram.com/groups/-/m/t/831646*)
MP3 = Show[Plot20, Plot21n, Plot22n, PlotRange → {{0, tend}, {0, 500}},
Epilog → Inset[Column[{LineLegend[{Blue, Green, Red},
{"!\(\(*SubscriptBox[\(N\), \(\(0\)\)]\)=\!\(\(*SuperscriptBox[\(10\),
\(\(3\)\)]\)}, \!\(\(*SubscriptBox[\(S\),
\(\(0\)\)]\) = 9 \!\(\(*SuperscriptBox[\(10\),
\(\(2\)\)]\)}, \!\(\(*SubscriptBox[\(I\),
\(\(0\)\)]\) = \!\(\(*SuperscriptBox[\(10\), \(\(2\)\)]\)}",
"\!\(\(*SubscriptBox[\(N\), \(\(0\)\)]\) = 2 \!\(\(*SuperscriptBox[\(10\),
\(\(3\)\)]\)}, \!\(\(*SubscriptBox[\(S\),
\(\(0\)\)]\) = 9 \!\(\(*SuperscriptBox[\(10\),
\(\(2\)\)]\)}, \!\(\(*SubscriptBox[\(I\),
\(\(0\)\)]\) = \!\(\(*SuperscriptBox[\(10\), \(\(2\)\)]\)}",
"\!\(\(*SubscriptBox[\(N\), \(\(0\)\)]\) = 2 \!\(\(*SuperscriptBox[\(10\),
\(\(3\)\)]\)}, \!\(\(*SubscriptBox[\(S\),
\(\(0\)\)]\) = 1.9 \!\(\(*SuperscriptBox[\(10\),
\(\(3\)\)]\)}, \!\(\(*SubscriptBox[\(I\),
\(\(0\)\)]\) = \!\(\(*SuperscriptBox[\(10\), \(\(2\)\)]\)"}},
LabelStyle → {FontFamily → "Times New Roman", FontSize → 21,
FontSlant → Italic}]],
Scaled[{0.6, 0.85}], MaxRecursion →
0,
PlotPoints →
{200,
100},
AspectRatio →
1,
AxesOrigin →
{0,
0},
RotateLabel →
True,
LabelStyle →
{21,
GrayLevel[
0]},
FrameTicks → {{0, 100, 200, 300, 400, 500},
None}, {{0, 0.5, 1, 1.5, 2},
None}},
ImageSize → {450, 450}, AspectRatio → Full,
PlotLabel →
None,
LabelStyle →
{21,
GrayLevel[0]}]

```

