

Prerequisites

Almost essential

Monopoly

Useful, but optional

Game Theory: Strategy
and Equilibrium

Duopoly

MICROECONOMICS

Principles and Analysis

Frank Cowell

Overview...

How the basic elements of the firm and of game theory are used.

Duopoly

```
graph TD; Duopoly --> Background; Duopoly --> PriceCompetition[Price competition]; Duopoly --> QuantityCompetition[Quantity competition]; Duopoly --> Assessment;
```

Background

Price
competition

Quantity
competition

Assessment

Basic ingredients

- Two firms:
 - ◆ Issue of entry is not considered.
 - ◆ But monopoly could be a special limiting case.
- Profit maximisation.
- Quantities or prices?
 - ◆ There's nothing within the model to determine which “weapon” is used.
 - ◆ It's determined *a priori*.
 - ◆ Highlights artificiality of the approach.
- Simple market situation:
 - ◆ There is a known demand curve.
 - ◆ Single, homogeneous product.

Reaction

- We deal with “competition amongst the few”.
- Each actor has to take into account what others do.
- A simple way to do this: *the reaction function*.
- Based on the idea of “best response”.
 - ◆ We can extend this idea...
 - ◆ In the case where more than one possible reaction to a particular action.
 - ◆ It is then known as a reaction *correspondence*.
- We will see how this works:
 - ◆ Where reaction is in terms of prices.
 - ◆ Where reaction is in terms of quantities.

Overview...

Introduction to a simple simultaneous move price-setting problem.



Competing by price

- There is a market for a single, homogeneous good.
- Firms announce prices.
- Each firm does not know the other's announcement when making its own.
- Total output is determined by demand.
 - ◆ Determinate market demand curve
 - ◆ Known to the firms.
- Division of output amongst the firms determined by market "rules."
- Let's take a specific model with a clear-cut solution...

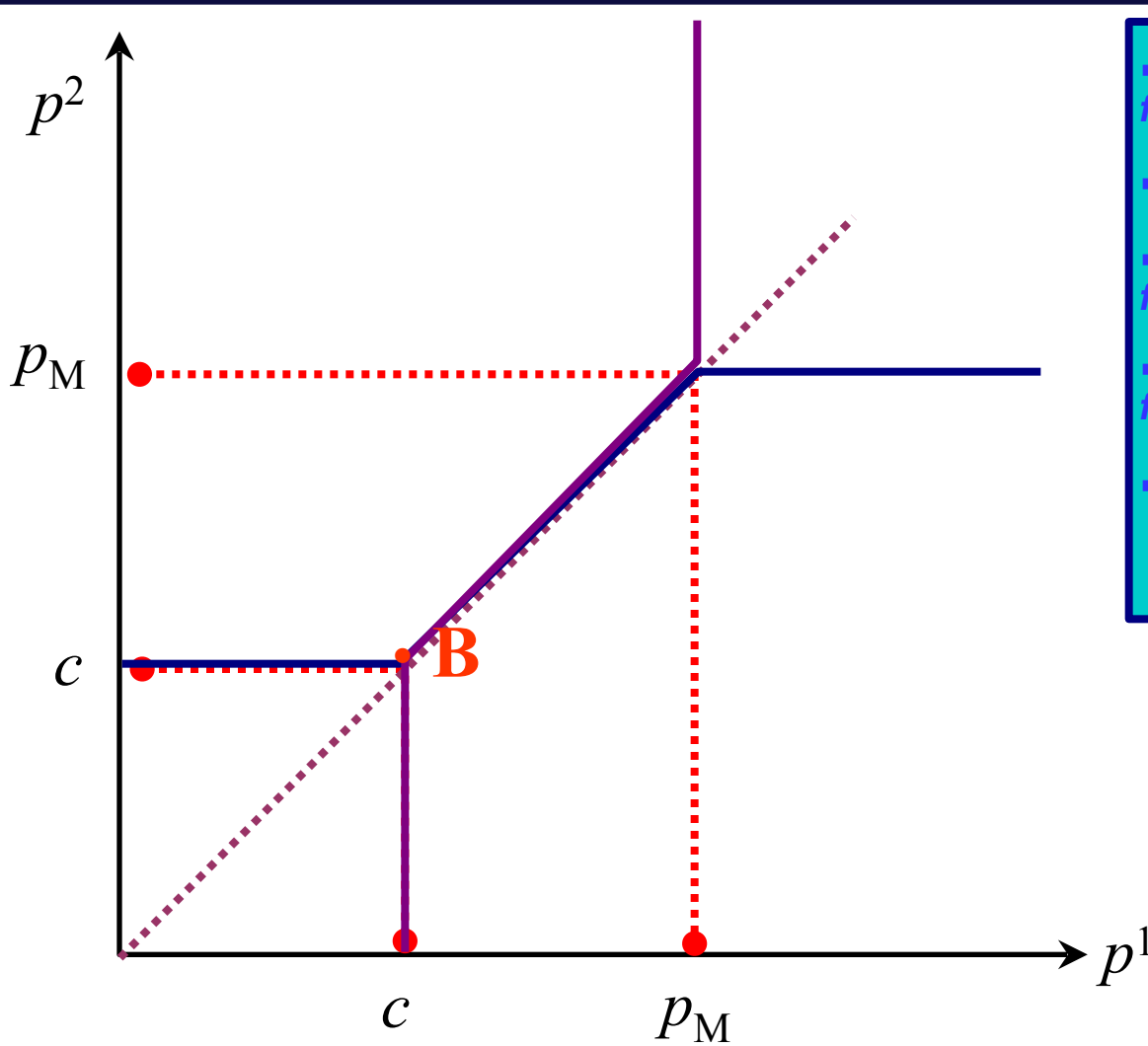
Bertrand – basic set-up

- Two firms can potentially supply the market.
- Each firm: zero fixed cost, constant marginal cost c .
- If one firm alone supplied the market it would charge monopoly price $p_M > c$.
- If both firms are present they announce prices.
- The outcome of these announcements:
 - ◆ If $p^1 < p^2$ firm 1 captures the whole market.
 - ◆ If $p^1 > p^2$ firm 2 captures the whole market.
 - ◆ If $p^1 = p^2$ the firms supply equal amounts to the market.
- What will be the equilibrium price?

Bertrand – best response?

- Consider firm 1's response to firm 2
- If firm 2 foolishly sets a price p^2 above p_M then it sells zero output.
 - ◆ Firm 1 can safely set monopoly price p_M .
- If firm 2 sets p^2 above c but less than or equal to p_M then firm 1 can “undercut” and capture the market.
 - ◆ Firm 1 sets $p^1 = p^2 - \delta$, where $\delta > 0$.
 - ◆ Firm 1's profit always increases if δ is made smaller...
 - ◆ ...but to capture the market the discount δ must be positive!
 - ◆ So strictly speaking there's no *best* response for firm 1.
- If firm 2 sets price equal to c then firm 1 cannot undercut
 - ◆ Firm 1 also sets price equal to c .
- If firm 2 sets a price below c it would make a loss.
 - ◆ Firm 1 would be crazy to match this price.
 - ◆ If firm 1 sets $p^1 = c$ at least it won't make a loss.
- Let's look at the diagram...

Bertrand model – equilibrium



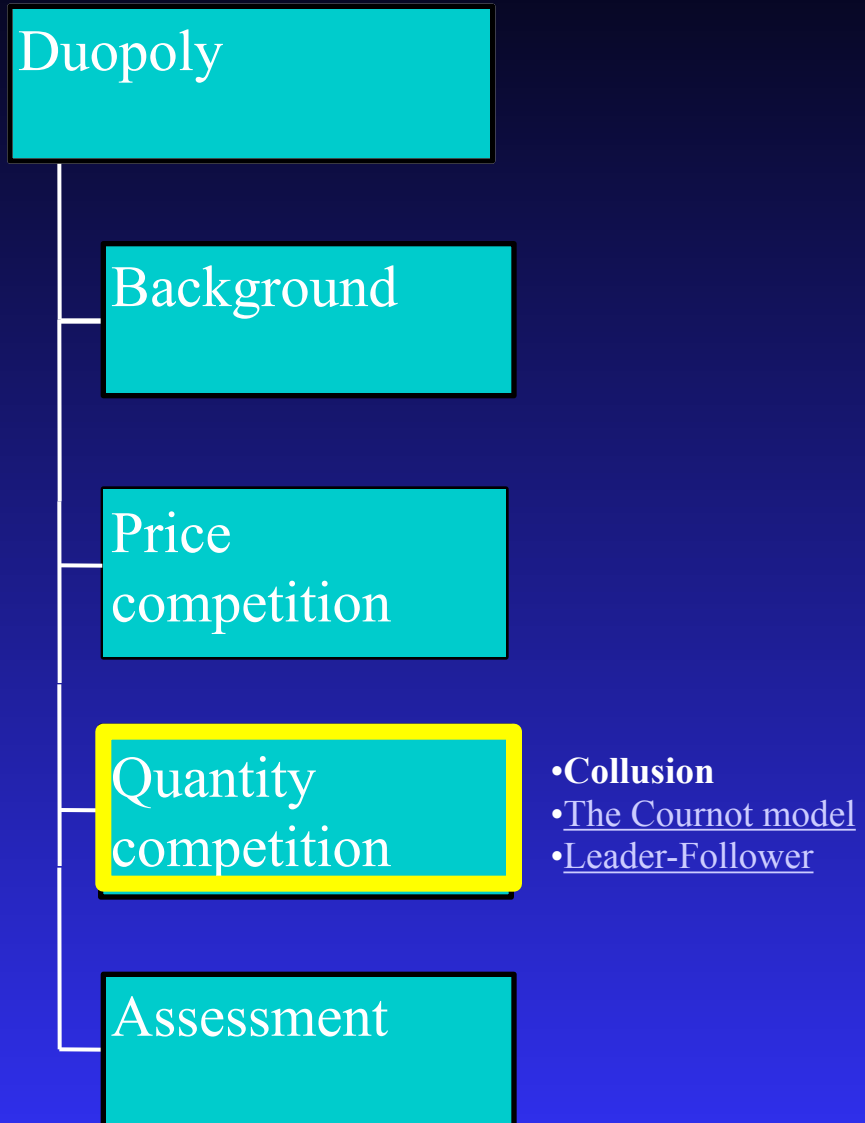
- Marginal cost for each firm
- Monopoly price level
- Firm 1's reaction function
- Firm 2's reaction function
- Bertrand equilibrium

Bertrand – assessment

- Using “natural tools” – prices.
- Yields a remarkable conclusion.
- Mimics the outcome of perfect competition
 - ◆ Price = MC.
- But it is based on a special case.
- Neglects some important practical features
 - ◆ Fixed costs.
 - ◆ Product diversity
 - ◆ Capacity constraints.
- Outcome of price-competition models usually very sensitive to these.

Overview...

The link with monopoly and an introduction to two simple “competitive” paradigms.



quantity models

- Now take *output quantity* as the firms' choice variable.
- Price is determined by the market once total quantity is known:
 - ◆ An auctioneer?
- Three important possibilities:
 1. Collusion:
 - ◆ Competition is an illusion.
 - ◆ Monopoly by another name.
 - ◆ But a useful reference point for other cases
 2. Simultaneous-move competing in quantities:
 - ◆ Complementary approach to the Bertrand-price model.
 3. Leader-follower (sequential) competing in quantities.

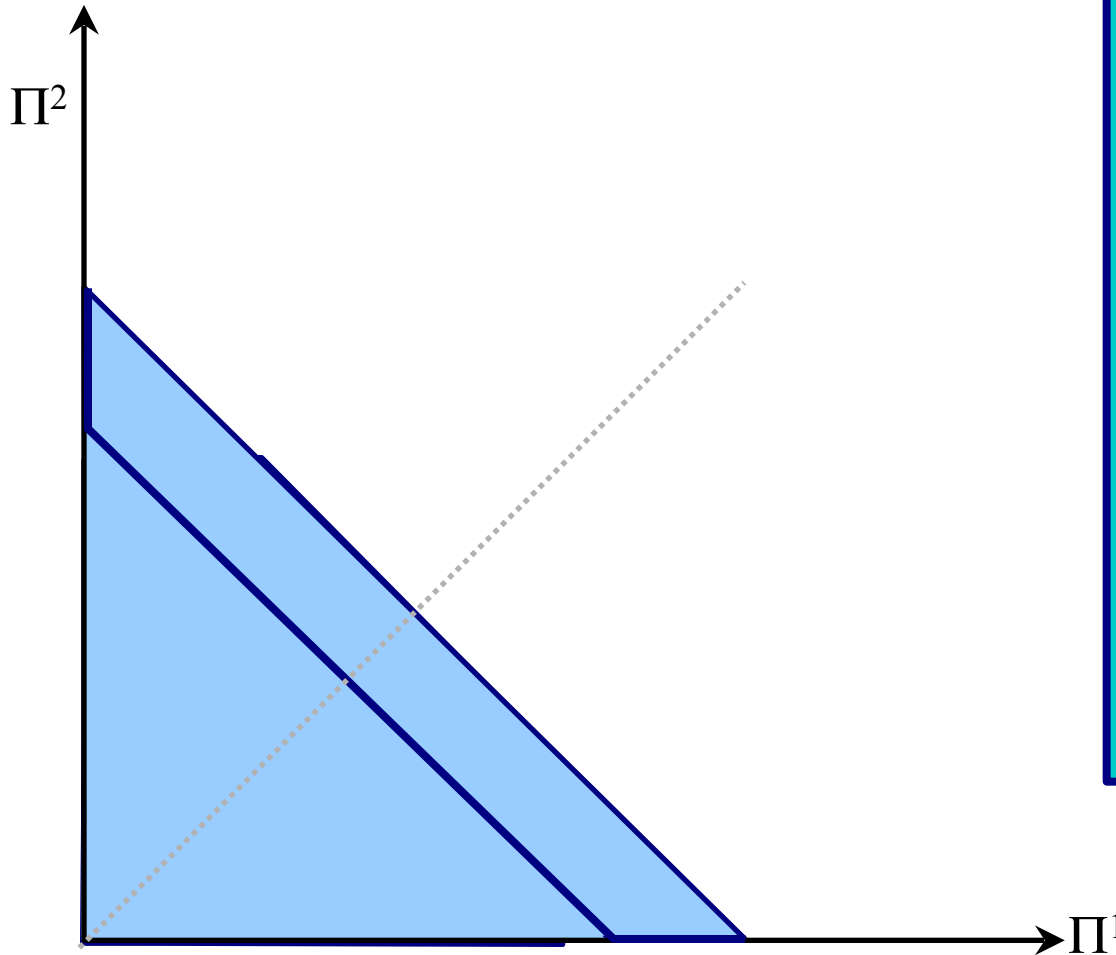
Collusion – basic set-up

- Two firms agree to maximise joint profits.
- This is what they can make by acting as though they were a single firm.
 - ◆ Essentially a monopoly with two plants.
- They also agree on a rule for dividing the profits.
 - ◆ Could be (but need not be) equal shares.
- In principle these two issues are separate.

The profit frontier

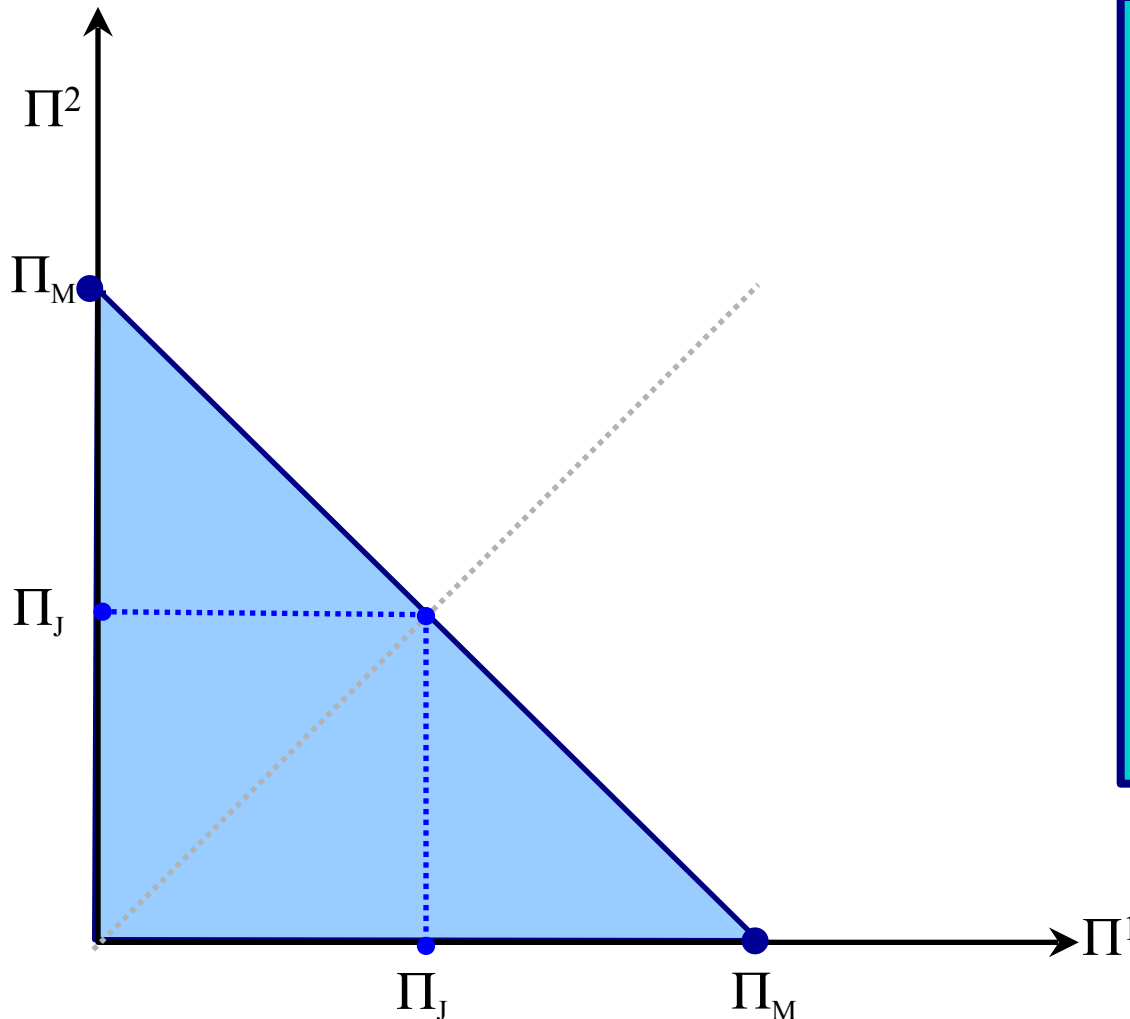
- To show what is possible for the firms...
- ...draw the *profit frontier*.
- Show the possible combination of profits for the two firms
 - ◆ given demand conditions
 - ◆ given cost function
- Start with the case where cash transfers between the firms are not possible

Frontier – non-transferable profits



- Suppose profits can't be transferred between firms
- Take case of identical firms
- Constant returns to scale
- Decreasing returns to scale in each firm (1): MC always rising
- Decreasing returns to scale in each firm (2): capacity constraints
- Increasing returns to scale in each firm (fixed cost and constant marginal cost)

Frontier – transferable profits



- Increasing returns to scale (without transfers)
- Now suppose firms can make “side-payments”
- So profits can be transferred between firms
- Profits if everything were produced by firm 1
- Profits if everything were produced by firm 2
- The profit frontier if transfers are possible
- Joint-profit maximisation with equal shares

- Cash transfers “convexify” the set of attainable profits.

Collusion – simple model

- Take the special case of the “linear” model where marginal costs are identical: $c^1 = c^2 = c$.
- Will both firms produce a positive output?
 - ◆ If unlimited output is possible then only one firm needs to incur the fixed cost...
 - ◆ ...in other words a true monopoly.
 - ◆ But if there are capacity constraints then both firms may need to produce.
 - ◆ Both firms incur fixed costs.
- We examine both cases – capacity constraints first.

Collusion: capacity constraints

- If both firms are active total profit is

$$[a - bq]q - [C_0^1 + C_0^2 + cq]$$

- Maximising this, we get the FOC:

$$a - 2bq - c = 0.$$

- Which gives equilibrium quantity and price:

$$q = \frac{a - c}{2b}; \quad p = \frac{a + c}{2}.$$

- So maximised profits are:

$$\Pi_M = \frac{[a - c]^2}{4b} - [C_0^1 + C_0^2].$$

- Now assume the firms are identical: $C_0^1 = C_0^2 = C_0$.

- Given equal division of profits each firm's payoff is

$$\Pi_J = \frac{[a - c]^2}{8b} - C_0.$$

Collusion: no capacity constraints

- With no capacity limits and constant marginal costs...
- ...there seems to be no reason for both firms to be active.
- Only need to incur *one* lot of fixed costs C_0 .
 - ◆ C_0 is the smaller of the two firms' fixed costs.
 - ◆ Previous analysis only needs slight tweaking.
- Modify formula for Π_j by replacing C_0 with $\frac{1}{2}C_0$.
- But is the division of the profits still implementable?

Overview...

*Simultaneous move
“competition” in
quantities*

Duopoly

```
graph TD; Duopoly --> Background; Duopoly --> PriceCompetition[Price competition]; Duopoly --> QuantityCompetition[Quantity competition]; Duopoly --> Assessment;
```

Background

Price
competition

Quantity
competition

Assessment

- Collusion
- **The Cournot model**
- Leader-Follower

Cournot – basic set-up

- Two firms.
 - ◆ Assumed to be profit-maximisers
 - ◆ Each is fully described by its cost function.
- Price of output determined by demand.
 - ◆ Determinate market demand curve
 - ◆ Known to both firms.
- Each chooses the quantity of output.
 - ◆ Single homogeneous output.
 - ◆ Neither firm *knows* the other's decision when making its own.
- Each firm makes an *assumption* about the other's decision
 - ◆ Firm 1 assumes firm 2's output to be given number.
 - ◆ Likewise for firm 2.
- How do we find an equilibrium?

Cournot – model setup

- Two firms labelled $f = 1, 2$
- Firm f produces output q^f .
- So total output is:
 - ◆ $q = q^1 + q^2$
- Market price is given by:
 - ◆ $p = p(q)$
- Firm f has cost function $C^f(\cdot)$.
- So profit for firm f is:
 - ◆ $p(q) q^f - C^f(q^f)$
- Each firm's profit depends on the other firm's output
 - ◆ (because p depends on total q).

Cournot – firm's maximisation

- Firm 1's problem is to choose q^1 so as to maximise

$$\Pi^1(q^1; q^2) := p(q^1 + q^2) q^1 - C^1(q^1)$$

- Differentiate Π^1 to find FOC:

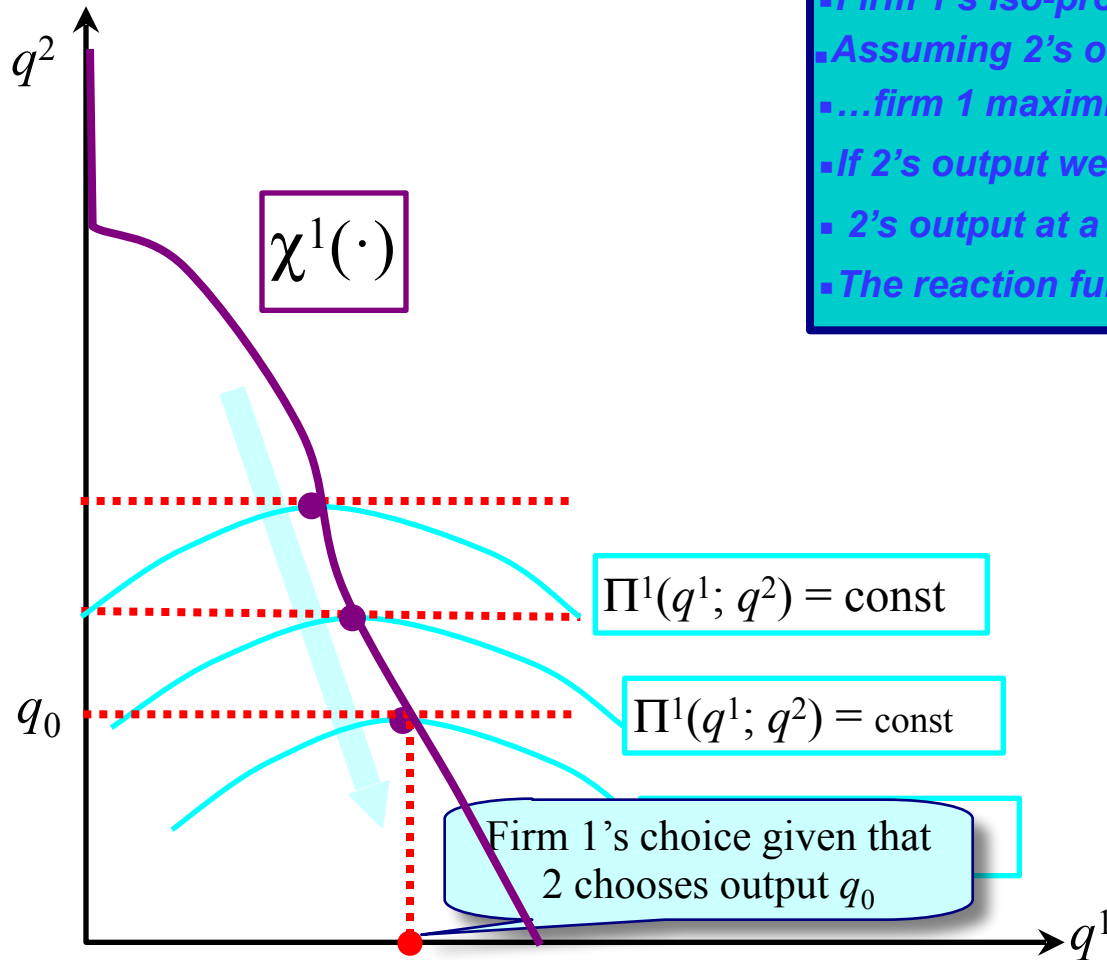
$$\frac{\partial \Pi^1(q^1; q^2)}{\partial q^1} = p_q(q^1 + q^2) q^1 + p(q^1 + q^2) - C_q^1(q^1)$$

- For an interior solution this is zero.
- Solving, we find q^1 as a function of q^2 .
- This gives us 1's *reaction function*, χ^1 :

$$q^1 = \chi^1(q^2)$$

- Let's look at it graphically...

Cournot – the reaction function

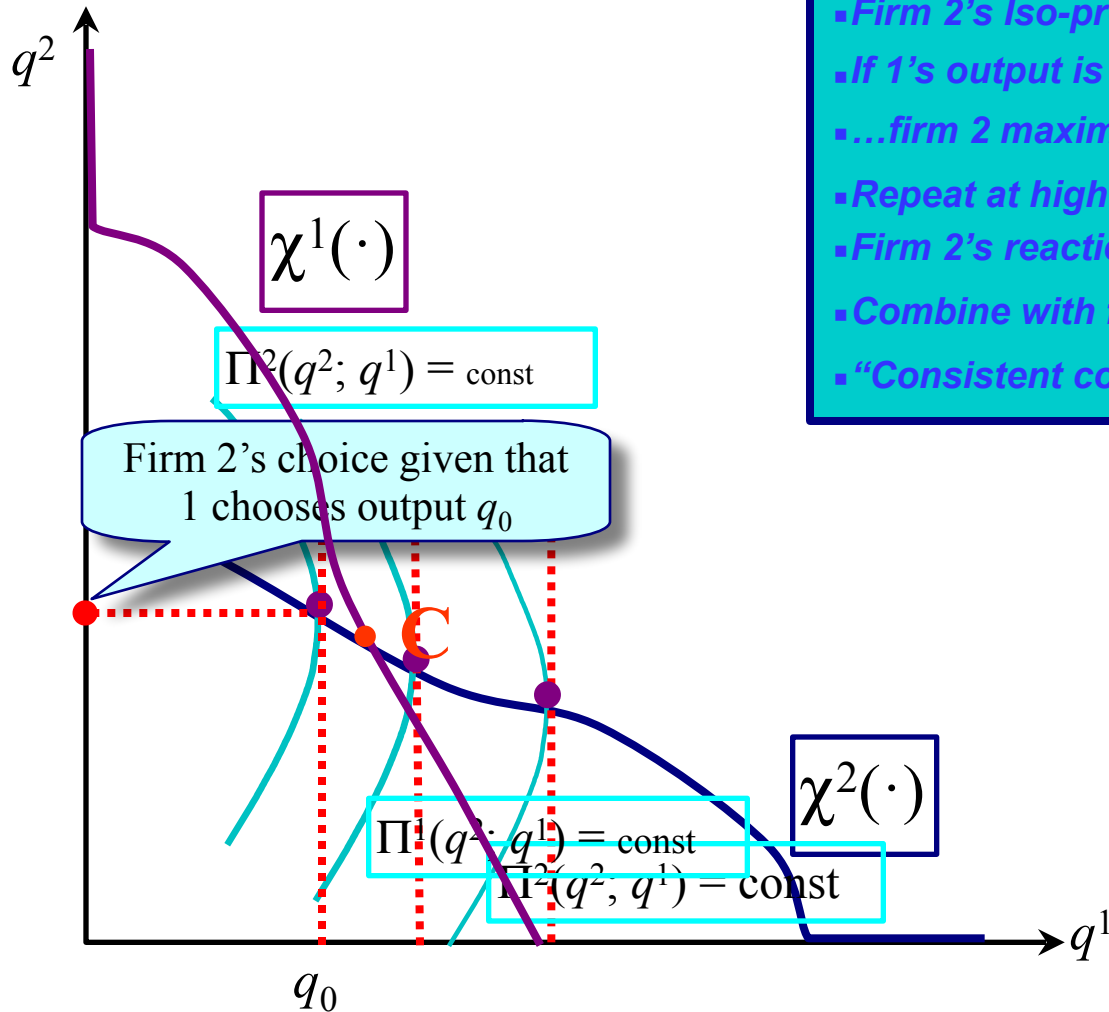


- Firm 1's Iso-profit curves
- Assuming 2's output constant at q_0 ...
- ...firm 1 maximises profit
- If 2's output were constant at a higher level
- 2's output at a yet higher level
- The reaction function

Cournot – solving the model

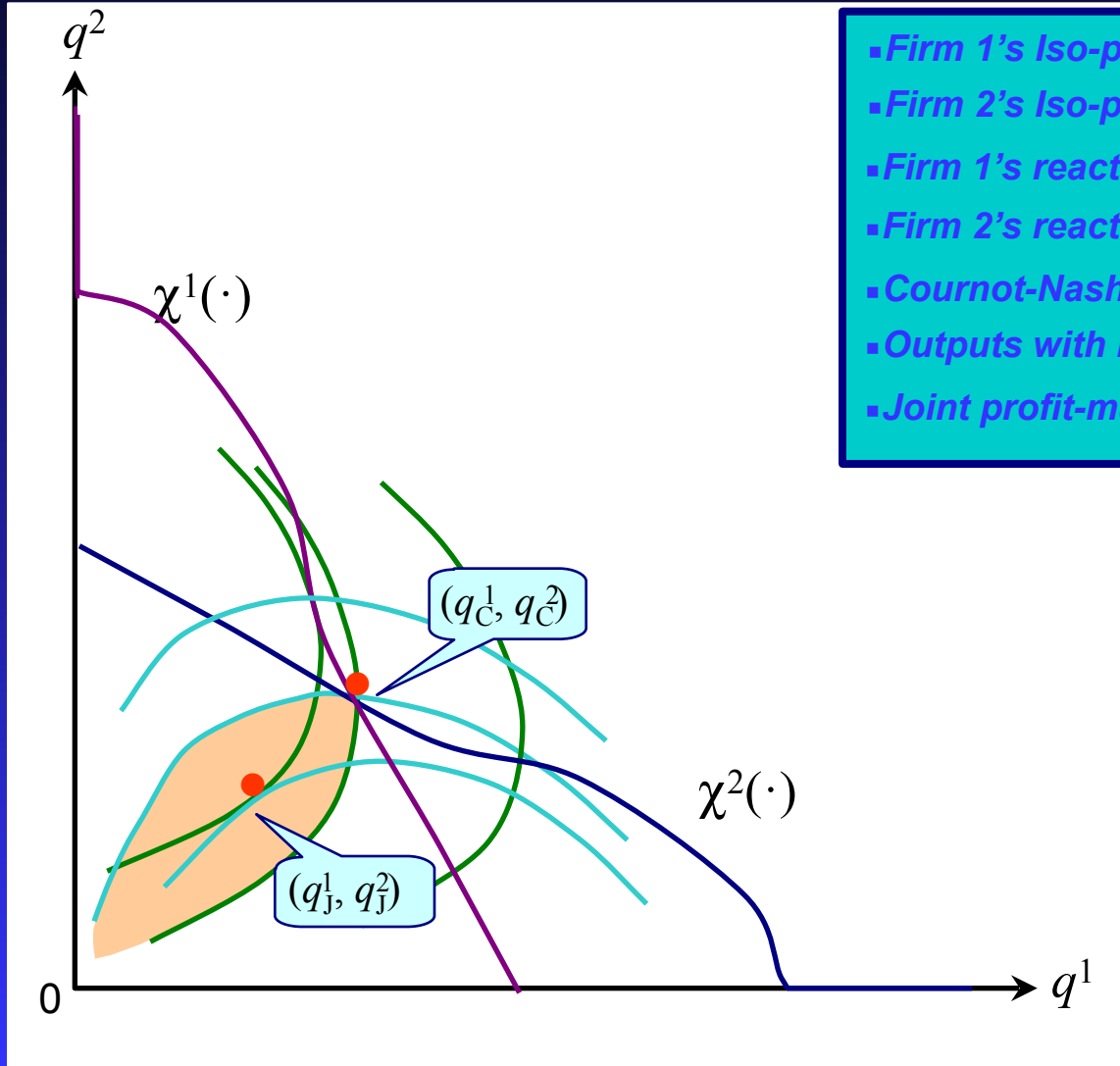
- $\chi^1(\cdot)$ encapsulates profit-maximisation by firm 1.
- Gives firm's reaction 1 to a fixed output level of the competitor firm:
 - ◆ $q^1 = \chi^1(q^2)$
- Of course firm 2's problem is solved in the same way.
- We get q^2 as a function of q^1 :
 - ◆ $q^2 = \chi^2(q^1)$
- Treat the above as a pair of simultaneous equations.
- Solution is a pair of numbers (q_C^1, q_C^2) .
 - ◆ So we have $q_C^1 = \chi^1(\chi^2(q_C^1))$ for firm 1...
 - ◆ ... and $q_C^2 = \chi^2(\chi^1(q_C^2))$ for firm 2.
- This gives the *Cournot-Nash equilibrium* outputs.

Cournot-Nash equilibrium (1)



- Firm 2's Iso-profit curves
- If 1's output is q_0 ...
- ...firm 2 maximises profit
- Repeat at higher levels of 1's output
- Firm 2's reaction function
- Combine with firm 1's reaction function
- "Consistent conjectures"

Cournot-Nash equilibrium (2)



- Firm 1's Iso-profit curves
- Firm 2's Iso-profit curves
- Firm 1's reaction function
- Firm 2's reaction function
- Cournot-Nash equilibrium
- Outputs with higher profits for both firms
- Joint profit-maximising solution

The Cournot-Nash equilibrium

- Why “Cournot-Nash” ?
- It is the general form of Cournot’s (1838) solution.
- But it also is the Nash equilibrium of a simple quantity game:
 - ◆ The players are the two firms.
 - ◆ Moves are simultaneous.
 - ◆ Strategies are actions – the choice of output levels.
 - ◆ The functions give the best-response of each firm to the other’s strategy (action).
- To see more, take a simplified example...

Cournot – a “linear” example

- Take the case where the inverse demand function is:

$$p = \beta_0 - \beta q$$

- And the cost function for f is given by:

$$C^f(q^f) = C_0^f + c^f q^f$$

- So profits for firm f are:

$$[\beta_0 - \beta q] q^f - [C_0^f + c^f q^f]$$

- Suppose firm 1's profits are Π .

- Then, rearranging, the iso-profit curve for firm 1 is:

$$q^2 = \frac{\beta_0 - c^1}{\beta} - q^1 - \frac{C_0^1 + \Pi}{\beta q^1}$$

Cournot – solving the linear example

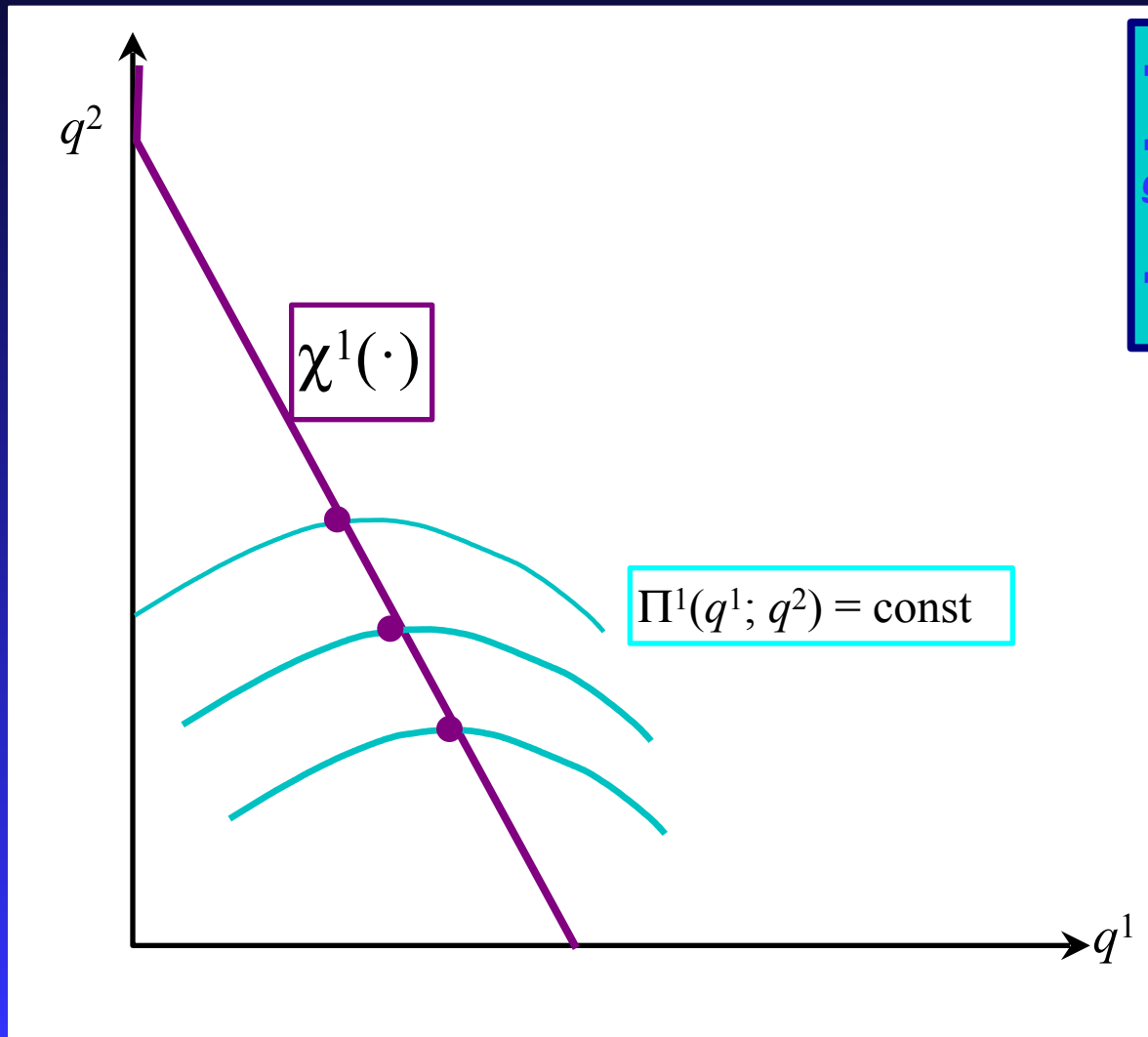
- Firm 1's profits are given by
 - ◆ $\Pi^1(q^1; q^2) = [\beta_0 - \beta q] q^1 - [C_0^1 + c^1 q^1]$
- So, choose q^1 so as to maximise this.
- Differentiating we get:

$$\text{◆ } \frac{\partial \Pi^1(q^1; q^2)}{\partial q^1} = -2\beta q^1 + \beta_0 - \beta q^2 - c^1$$

- FOC for an interior solution ($q^1 > 0$) sets this equal to zero.
- Doing this and rearranging, we get the reaction function:

$$\text{◆ } q^1 = \max \left\{ \frac{\beta_0 - c^1}{2\beta} - \frac{1}{2} q^2, 0 \right\}$$

The reaction function again



- Firm 1's Iso-profit curves
- Firm 1 maximises profit, given q^2 .
- The reaction function

Finding Cournot-Nash equilibrium

- Assume output of both firm 1 and firm 2 is positive.
- Reaction functions of the firms, $\chi^1(\cdot)$, $\chi^2(\cdot)$ are given by:

$$q^1 = \frac{a - c^1}{2b} - \frac{1}{2}q^2 ; \quad q^2 = \frac{a - c^2}{2b} - \frac{1}{2}q^1 .$$

- Substitute from χ^2 into χ^1 :

$$q_C^1 = \frac{a - c^1}{2b} - \frac{1}{2} \left[\frac{a - c^2}{2b} - \frac{1}{2}q_C^1 \right] .$$

- Solving this we get the Cournot-Nash output for firm 1:

$$q_C^1 = \frac{a + c^2 - 2c^1}{3b} .$$

- By symmetry get the Cournot-Nash output for firm 2:

$$q_C^2 = \frac{a + c^1 - 2c^2}{3b} .$$

Cournot – identical firms

- Take the case where the firms are *identical*.
 - ◆ This is useful but very special.
- Use the previous formula for the Cournot-Nash outputs.

Reminder

$$q_C^1 = \frac{a + c^2 - 2c^1}{3b} \quad ; \quad q_C^2 = \frac{a + c^1 - 2c^2}{3b} .$$

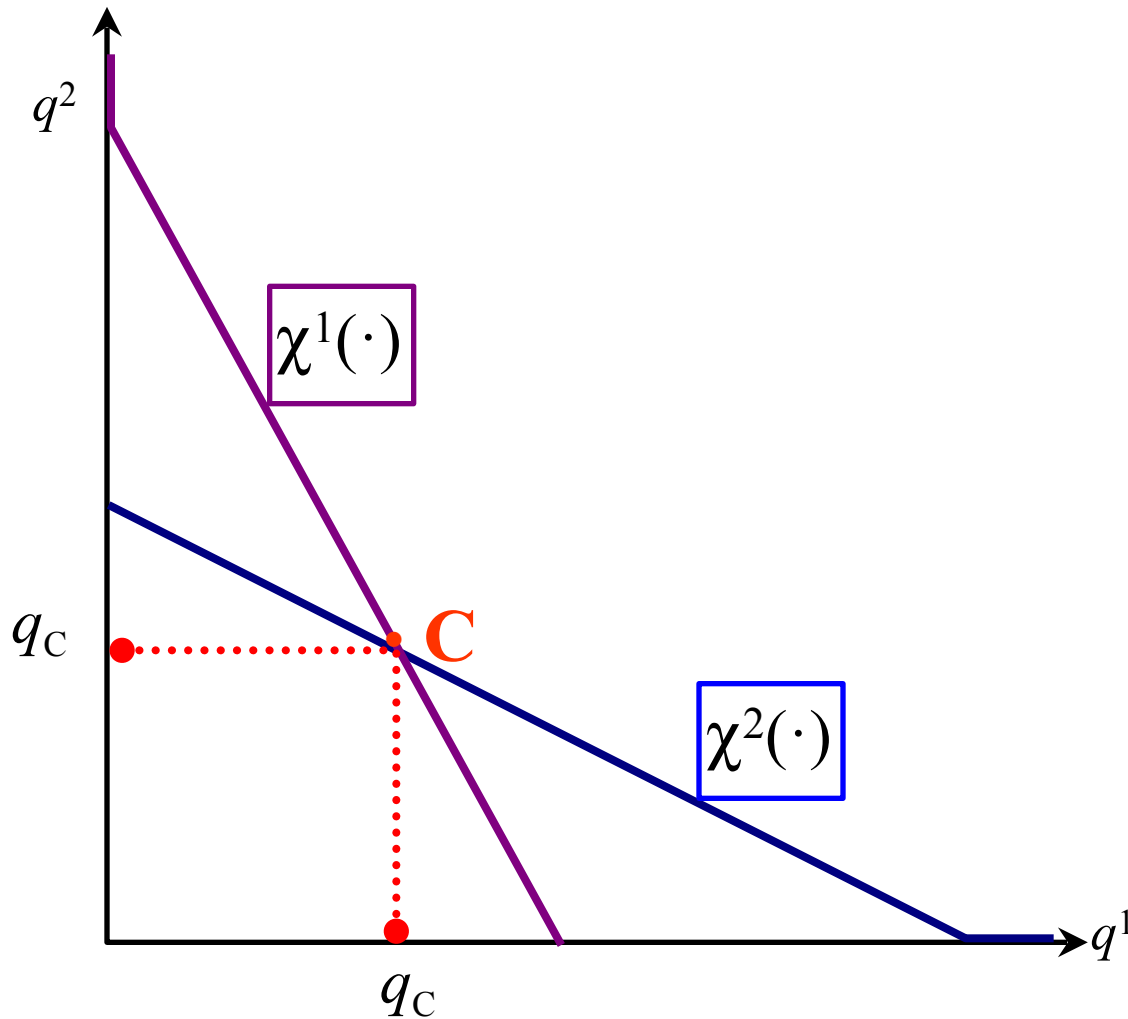
- Put $c^1 = c^2 = c$. Then we find $q_C^1 = q_C^2 = q_C$ where

$$q_C = \frac{a - c}{3b} .$$

- From the demand curve the price in this case is $\frac{1}{3}[a+2c]$
- Profits are

$$\Pi_C = \frac{[a - c]^2}{9b} - C_0 .$$

Symmetric Cournot



- A case with identical firms
- Firm 1's reaction to firm 2
- Firm 2's reaction to firm 1
- The Cournot-Nash equilibrium

Cournot – assessment

- Cournot-Nash outcome straightforward.
 - ◆ Usually have continuous reaction functions.
- Apparently “suboptimal” from the selfish point of view of the firms.
 - ◆ Could get higher profits for all firms by collusion.
- Unsatisfactory aspect is that price emerges as a “by-product.”
 - ◆ Contrast with Bertrand model.
- Absence of time in the model may be unsatisfactory.

Overview...

*Sequential
“competition” in
quantities*

Duopoly

```
graph TD; Duopoly --> Background; Duopoly --> PriceCompetition[Price competition]; Duopoly --> QuantityCompetition[Quantity competition]; Duopoly --> Assessment;
```

Background

Price
competition

Quantity
competition

Assessment

- Collusion
- The Cournot model
- **Leader-Follower**

Leader-Follower – basic set-up

- Two firms choose the quantity of output.
 - ◆ Single homogeneous output.
- Both firms know the market demand curve.
- But firm 1 is able to choose first.
 - ◆ It announces an output level.
- Firm 2 then moves, knowing the announced output of firm 1.
- Firm 1 knows the reaction function of firm 2.
- So it can use firm 2's reaction as a “menu” for choosing its own output...

Leader-follower – model

- Firm 1 (the leader) knows firm 2's reaction.
 - ◆ If firm 1 produces q^1 then firm 2 produces $\chi^2(q^1)$.
- Firm 1 uses χ^2 as a feasibility constraint for its own action.
- Building in this constraint, firm 1's profits are given by

$$p(q^1 + \chi^2(q^1)) q^1 - C^1(q^1)$$

- In the “linear” case firm 2's reaction function is

$$q^2 = \frac{a - c^2}{2b} - \frac{1}{2}q^1 .$$

- So firm 1's profits are

$$\left[a - b \left[q^1 + \frac{a - c^2}{2b} - \frac{1}{2}q^1 \right] \right] q^1 - [C_0^1 + c^1 q^1]$$

Reminder

Solving the leader-follower model

- Simplifying the expression for firm 1's profits we have:

$$\frac{1}{2} [a + c^2 - bq^1] q^1 - [C_0^1 + c^1 q^1]$$

- The FOC for maximising this is:

$$\frac{1}{2} [a + c^2] - bq^1 - c^1 = 0$$

- Solving for q^1 we get:

$$q_s^1 = \frac{a + c^2 - 2c^1}{2b} .$$

- Using 2's reaction function to find q^2 we get:

$$q_s^2 = \frac{a + 2c^1 - 3c^2}{4b} .$$

Leader-follower – identical firms

Of course they still differ in terms of their strategic position – firm 1 moves first.

Reminder

- Again assume that the firms have the same cost function.
- Take the previous expressions for the Leader-Follower outputs:

$$q_1 = \frac{a + c^2 - 2c^1}{2b} ; \quad q_2 = \frac{a + 2c^1 - 3c^2}{4b} .$$

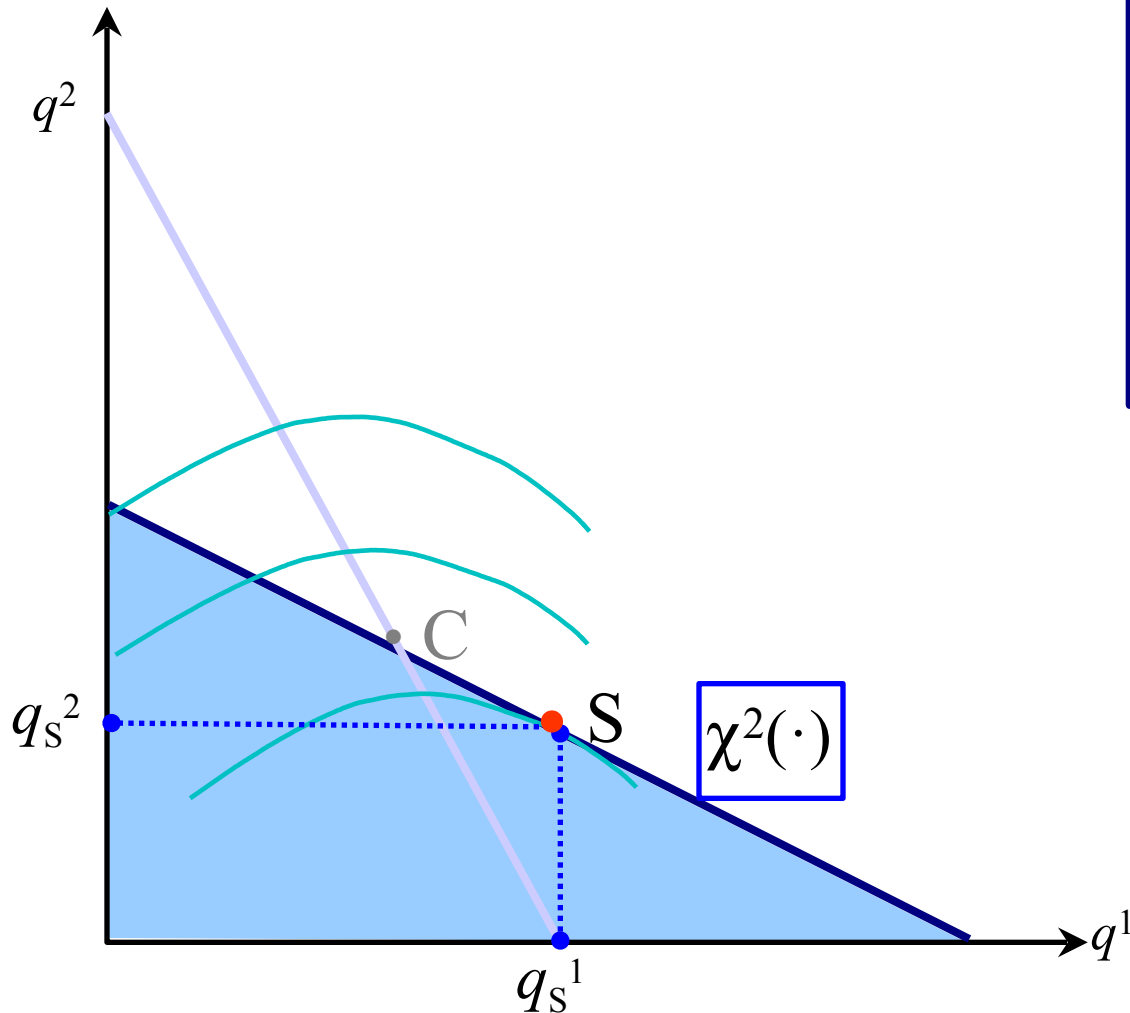
- Put $c^1 = c^2 = c$; then we get the following outputs:

$$q_1 = \frac{a - c}{2b} ; \quad q_2 = \frac{a - c}{4b} .$$

- Using the demand curve, market price is $\frac{1}{4} [a + 3c]$.
- So profits are:

$$\Pi_1 = \frac{[a - c]^2}{8b} - C_0 ; \quad \Pi_2 = \frac{[a - c]^2}{16b} - C_0 .$$

Leader-Follower



- Firm 1's Iso-profit curves
- Firm 2's reaction to firm 1
- Firm 1 takes this as an opportunity set...
- ...and maximises profit here
- Firm 2 follows suit

- Leader has higher output (and follower less) than in Cournot-Nash
- "S" stands for von Stackelberg

Overview...

How the simple price- and quantity-models compare.

Duopoly

```
graph TD; Duopoly --> Background; Background --> PriceCompetition[Price competition]; PriceCompetition --> QuantityCompetition[Quantity competition]; QuantityCompetition --> Assessment;
```

Background

Price
competition

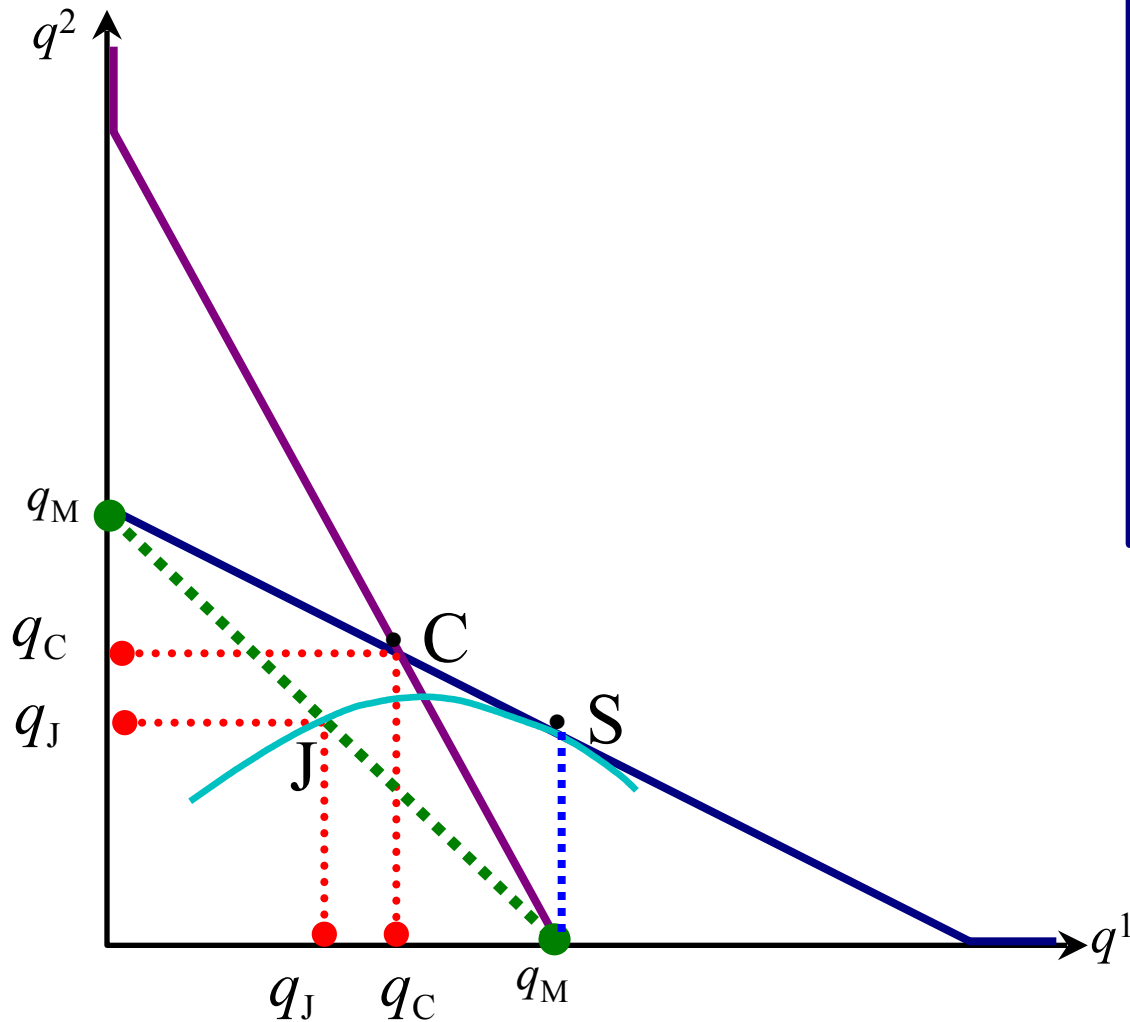
Quantity
competition

Assessment

Comparing the models

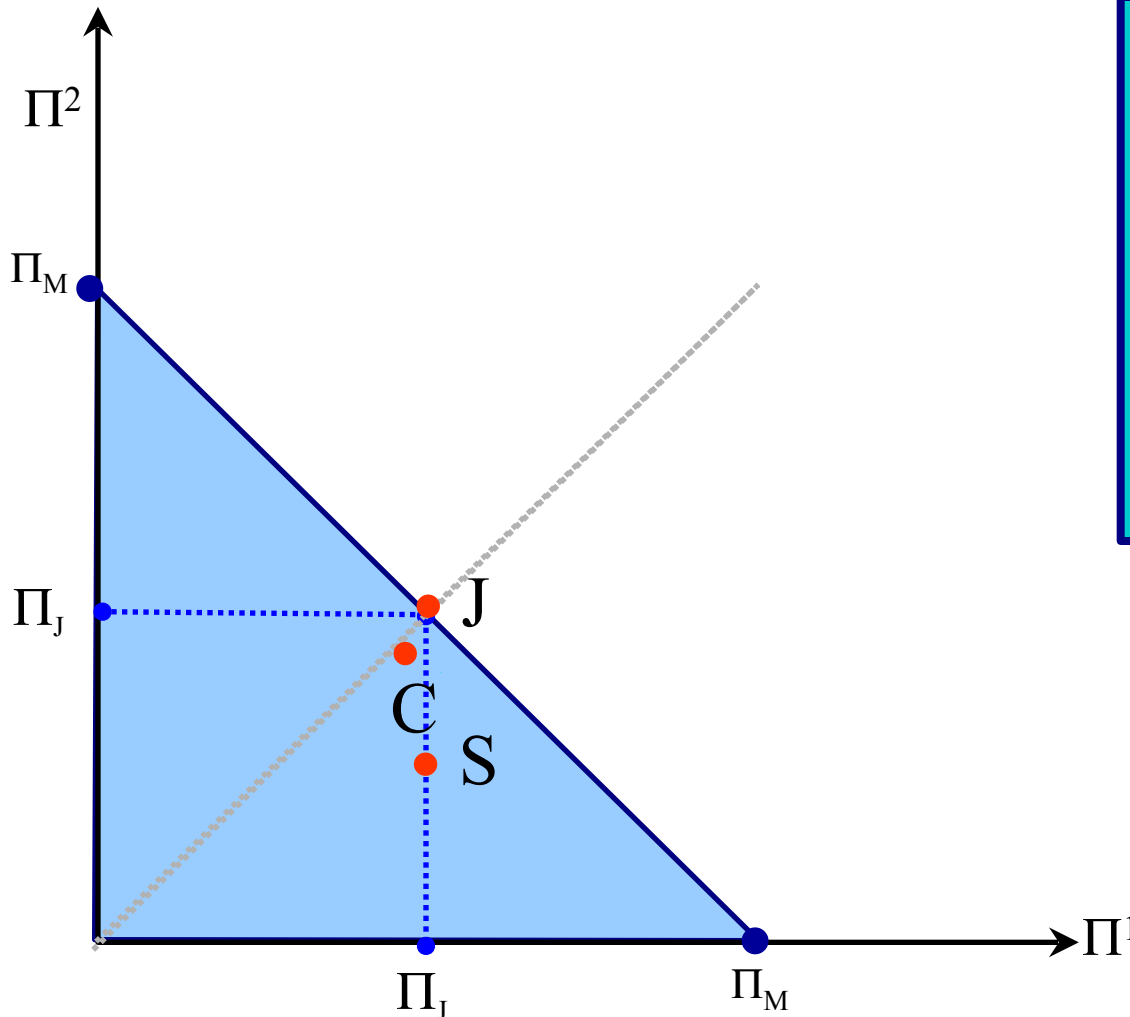
- The price-competition model may seem more “natural”
- But the outcome ($p = MC$) is surely at variance with everyday experience.
- To evaluate the quantity-based models we need to:
 - ◆ Compare the quantity outcomes of the three versions
 - ◆ Compare the profits attained in each case.

Output under different regimes



- Reaction curves for the two firms.
- Joint-profit maximisation with equal outputs
- Cournot-Nash equilibrium
- Leader-follower (Stackelberg) equilibrium

Profits under different regimes



- *Attainable set with transferable profits*
- *Joint-profit maximisation with equal shares*
- *Profits at Cournot-Nash equilibrium*
- *Profits in leader-follower (Stackelberg) equilibrium*

▪ *Cournot and leader-follower models yield profit levels inside the frontier.*

What next?

- Introduce the possibility of entry.
- General models of oligopoly.
- Dynamic versions of Cournot competition