



# The Netherlands

FROM AMSTERDAM TO BRUSSELS





# Summary

## I) History of The Netherlands in A Nutshell, from Independence to Today

### a) Before the EEC/EU (1581-1957)

- i) Vermeer, Tulips, and Capitalism: The Dutch Golden Age
- ii) *"Je maintiendrai"* mon empire: From New Amsterdam to Jakarta

### b) In the EEC/EU (1957-today)

- i) Geographical Position and The Need for European Integration, or Why Having Mountains Can Be of Use in the Case of An Unruly Neighbour
- ii) Deepening EU Integration? *Wellicht...*





# Summary

## II) A Traditionally Liberal Society

### a) Parliament and Monarchy: The Dutch Political System

- i) Two-headed Capital, Two-headed Parliament, Two-headed Government
- ii) Finding Stability in Chaos: Party Dynamics since the 2000s

### b) Economy and Social Issues

- i) Step Up Your Game, Poland! Small Territory, but Big Economy
- ii) *De Wallen*, Cannabis, and Atheism: Liberalism... and Its Backlash?




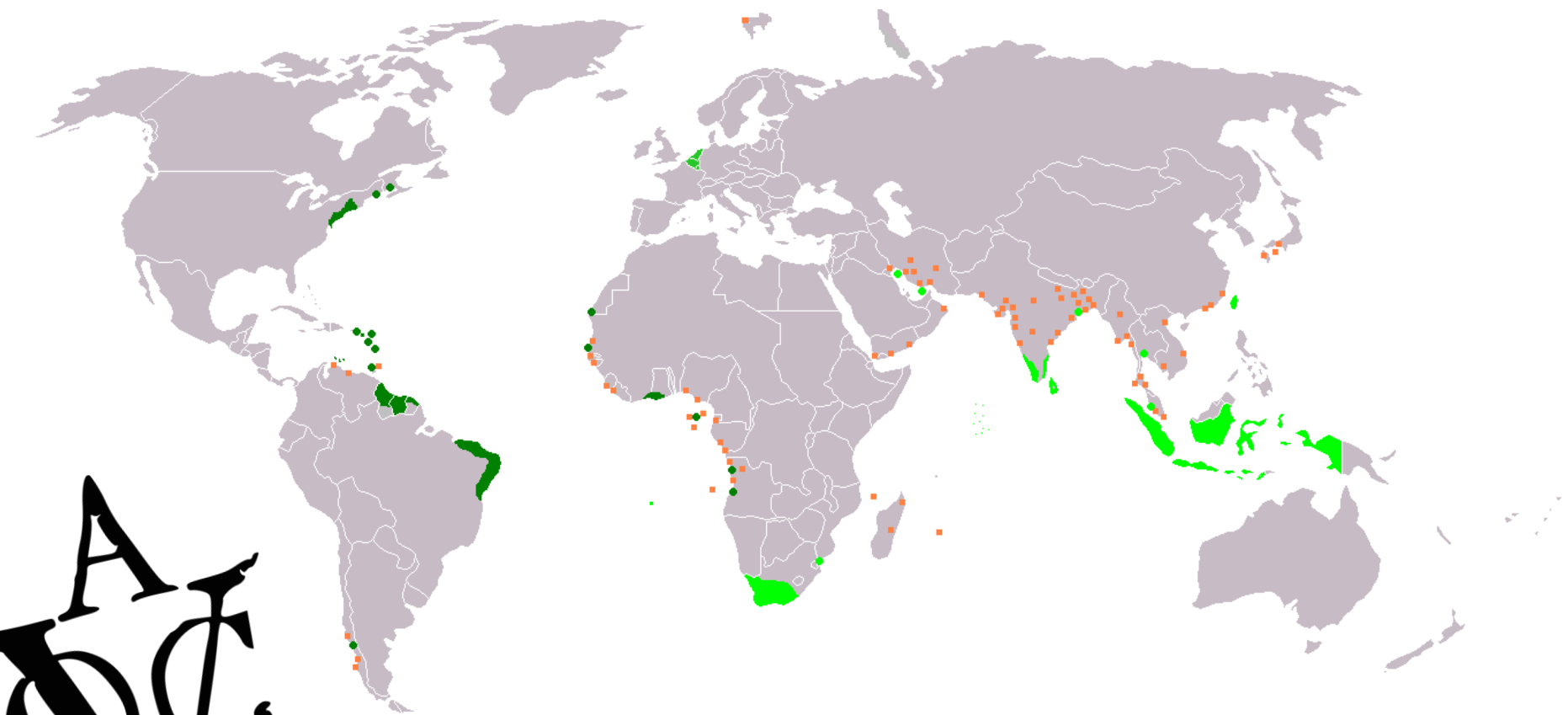


# The History of The Netherlands

Before The EEC/EU (1579-  
1957)







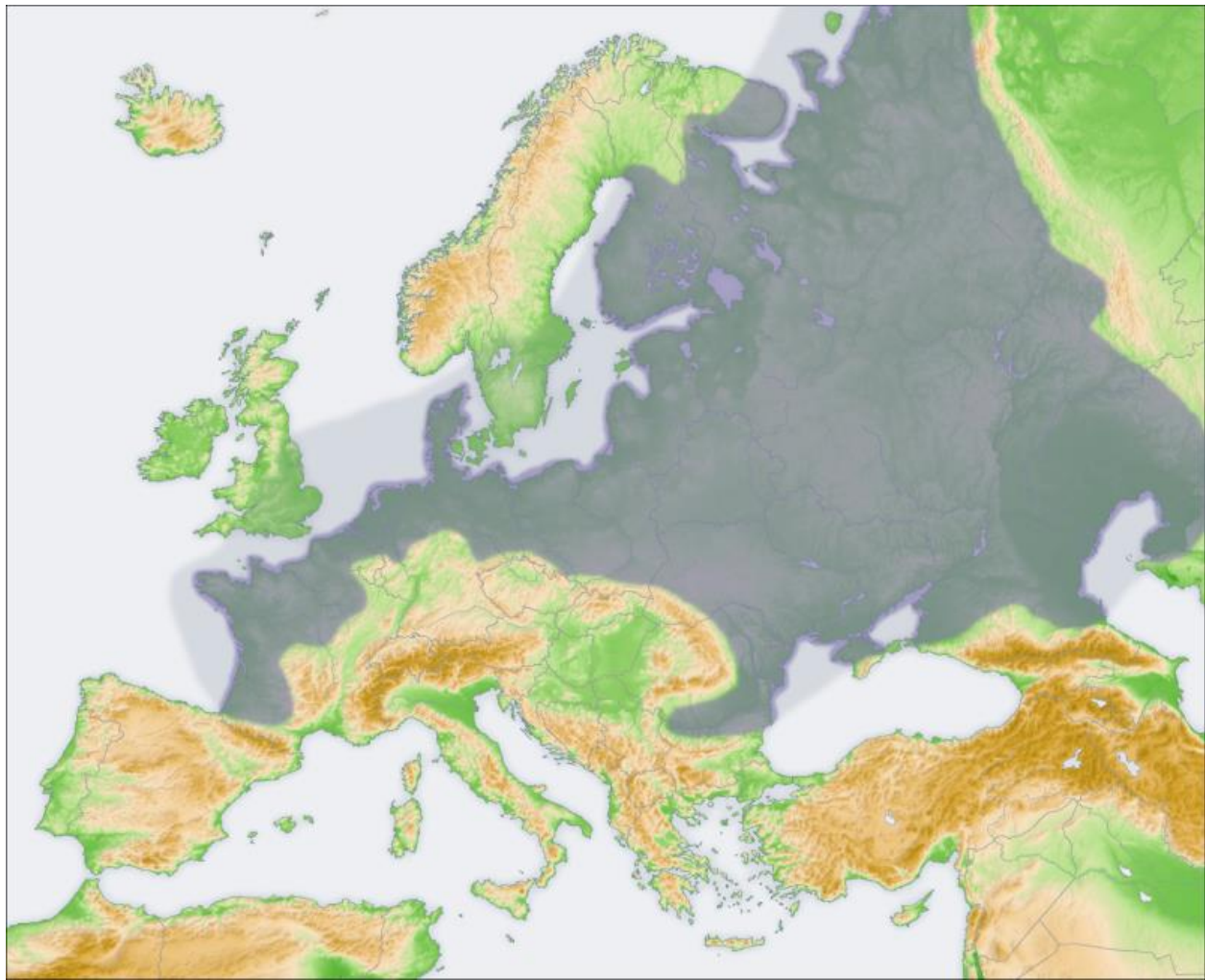
A  
Φ  
Ψ

# The History of The Netherlands

In The ECC/EU (1957-today)





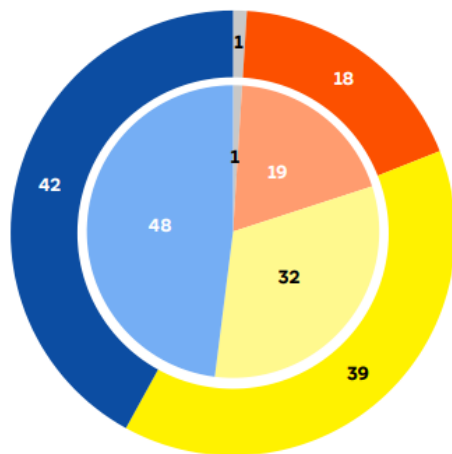






QA16. In general, do you have a very positive, fairly positive, neutral, fairly negative or very negative image of the European Parliament? (%)

EU27 ● Outer Pie  
NL ● Inner Pie




● Total 'Positive' ● Neutral ● Total 'Negative' ● Don't know

	EU27		NL	
Total 'Positive'	42	▲1	48	▼1
Neutral	39	▼1	32	▼2
Total 'Negative'	18	=	19	▲2
Don't know	1	=	1	▲1

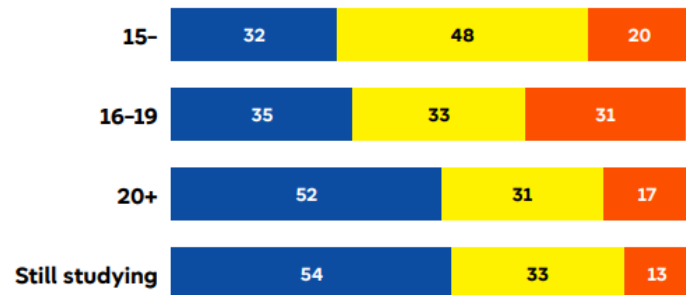
▲▼ (Jun/Jul 2024 - Feb/Mar 2024)

● Sociodemographic breakdown (%)

Age

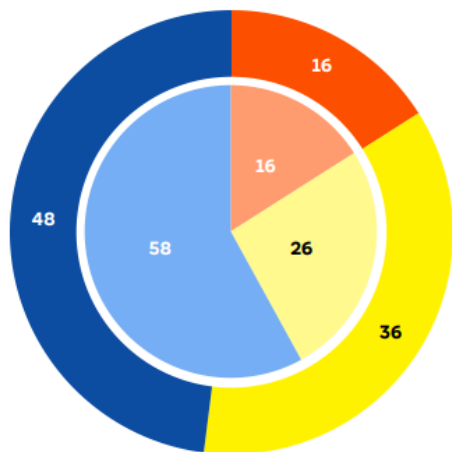


Education (End of)



D78. In general, does the EU conjure up for you a very positive, fairly positive, neutral, fairly negative or very negative image? (%)

EU27 ● Outer Pie  
 NL ● Inner Pie



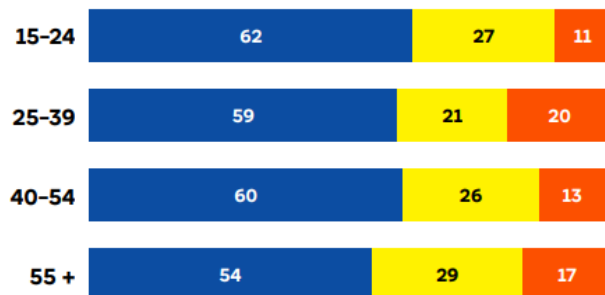
● Total 'Positive' ● Neutral ● Total 'Negative' ● Don't know

	EU27		NL	
Total 'Positive'	48	▲1	58	▲3
Neutral	36	=	26	▼1
Total 'Negative'	16	▼1	16	▼2

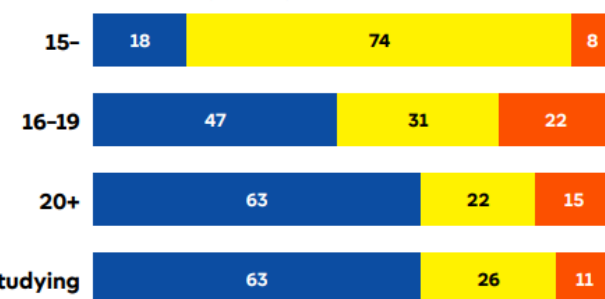
▲▼ (Jun/Jul 2024 - Feb/Mar 2024)

Sociodemographic breakdown (%)

Age



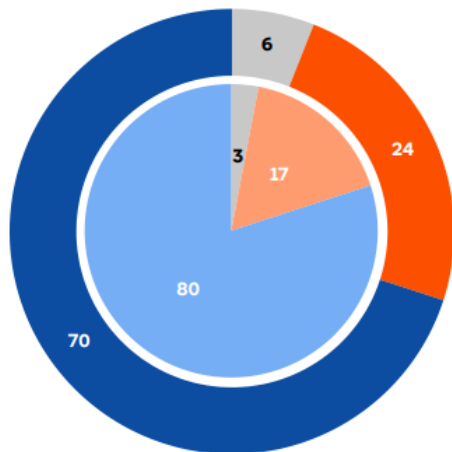
Education (End of)








QA19. Taking everything into account, would you say that (OUR COUNTRY) has on balance benefited or not from being a member of the EU? (%)


EU27  Outer Pie  
 NL  Inner Pie




 Benefited  Not benefited  Don't know

	EU27		NL	
Benefited	70	▼1	80	=
Not benefited	24	▲1	17	▲1
Don't know	6	=	3	▼1


▲▼ (Jun/Jul 2024 - Feb/Mar 2024)

 Sociodemographic breakdown (%)

Age



Education (End of)



## 2005 Dutch European Constitution referendum



1 June 2005

Are you For or Against approval by the Netherlands of the treaty establishing a constitution for Europe?

### Results

Choice	Votes	%
✓ Yes	2,940,730	38.46%
✗ No	4,705,685	61.54%
Valid votes	7,646,415	99.24%
Invalid or blank votes	58,781	0.76%
<b>Total votes</b>	<b>7,705,196</b>	<b>100.00%</b>
Eligible to vote/turnout	12,172,740	63.3%



Results by municipality



Yes





No

# A Traditionally Liberal Society

Parliament and Monarchy:  
the Dutch Political System











Political groups





Government (30)

-  BBB (16)
-  VVD (10)
-  PVV (4)



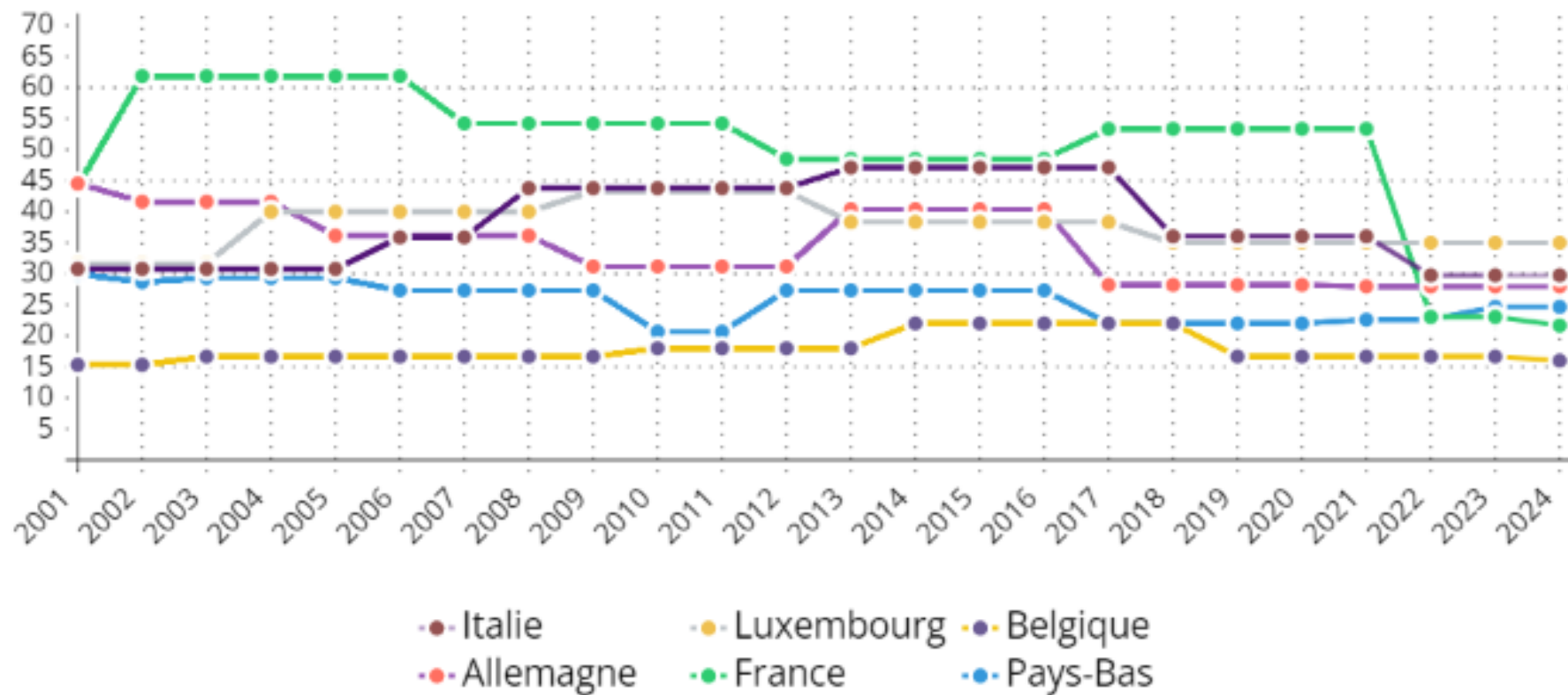
Political groups

Government (88)

-  PVV (37)
-  VVD (24)
-  NSC (20)
-  BBB (7)

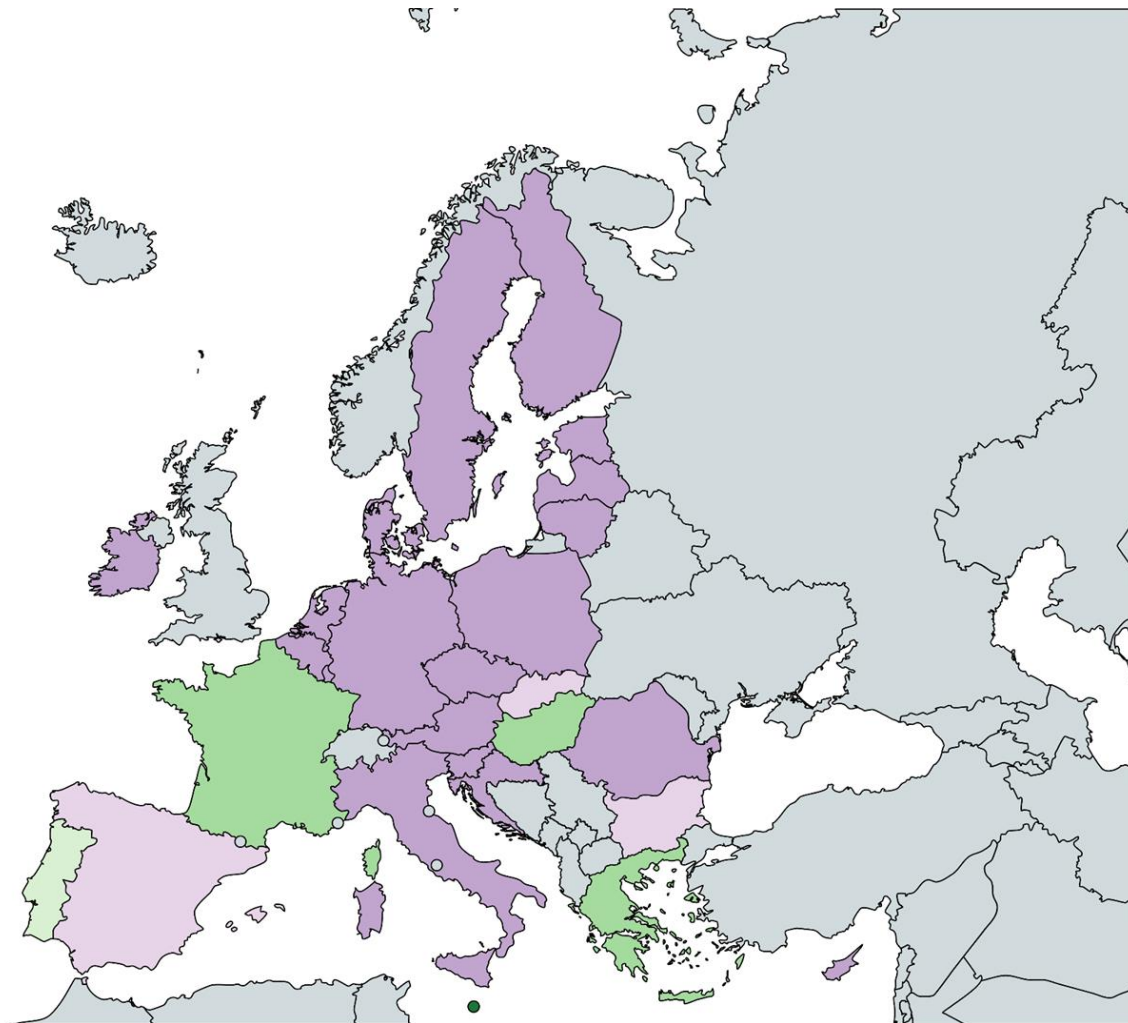
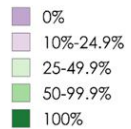
# Score du parti arrivé en tête (en %)

Source : Wikipédia



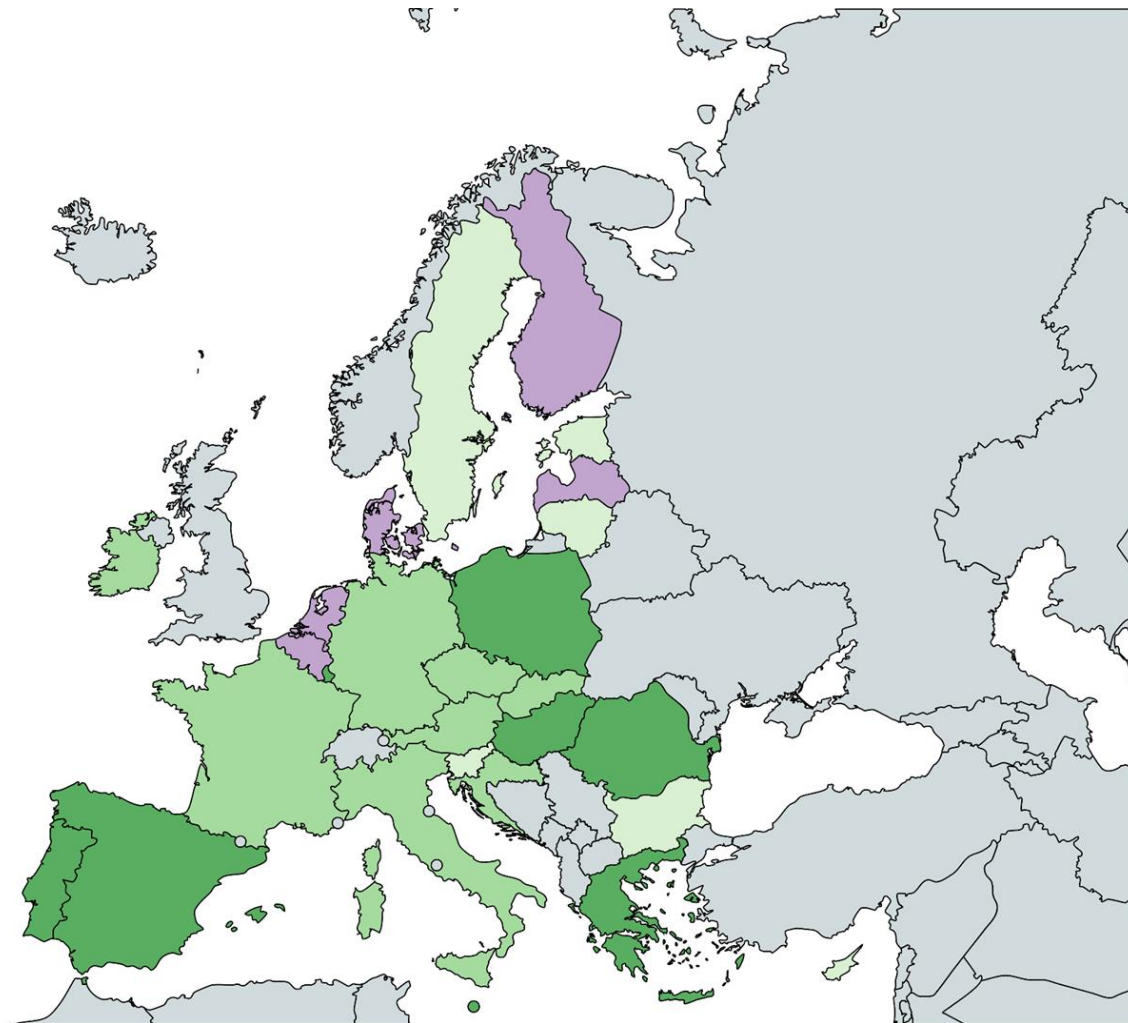
Made with Livegap Charts

En fonction du nombre  
d'élections depuis  
2000, combien de fois  
le premier parti  
est-il arrivé au  
dessus de 50%



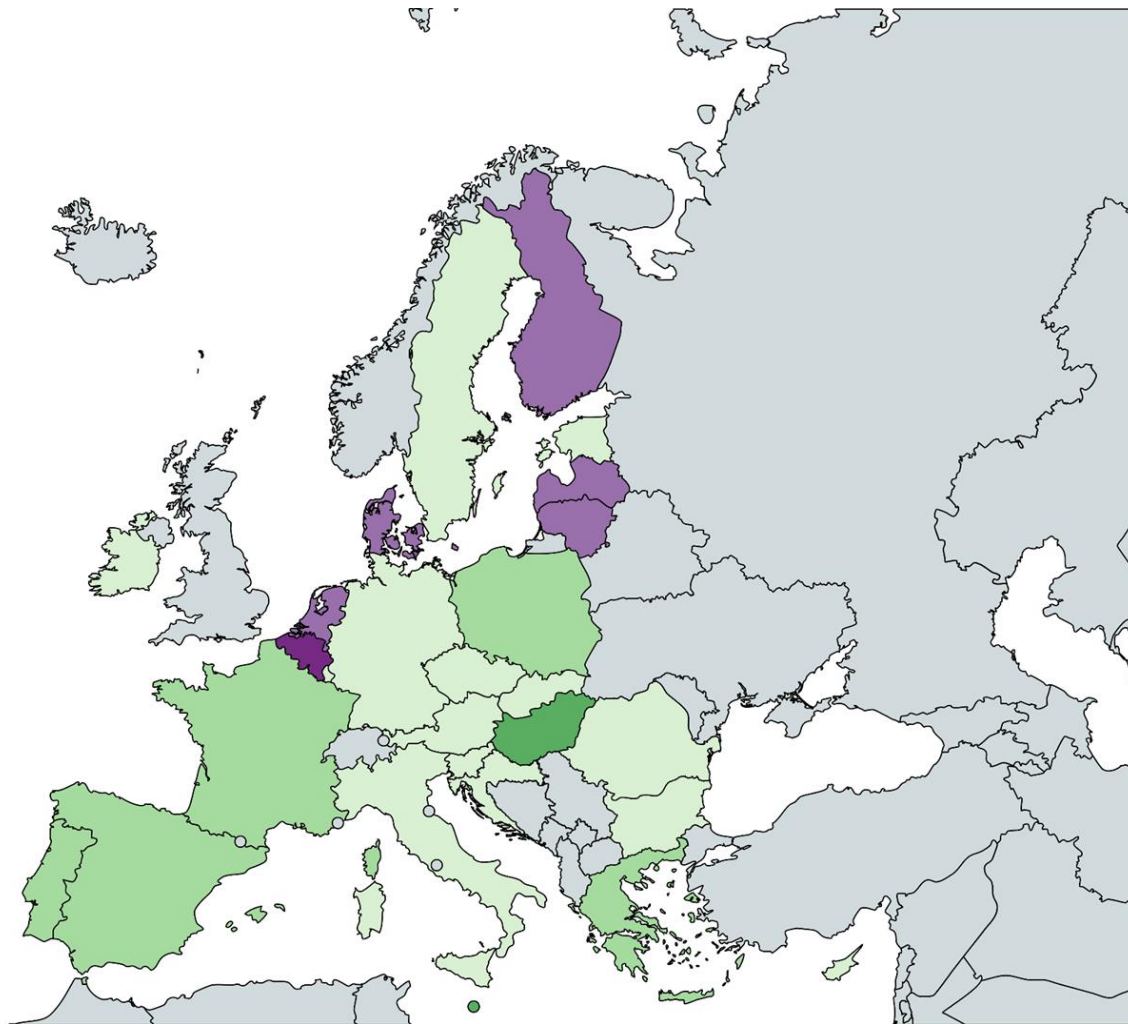


En fonction du nombre  
d'élections depuis  
2000, combien de fois  
le premier parti  
est-il arrivé au  
dessus de 33.33%

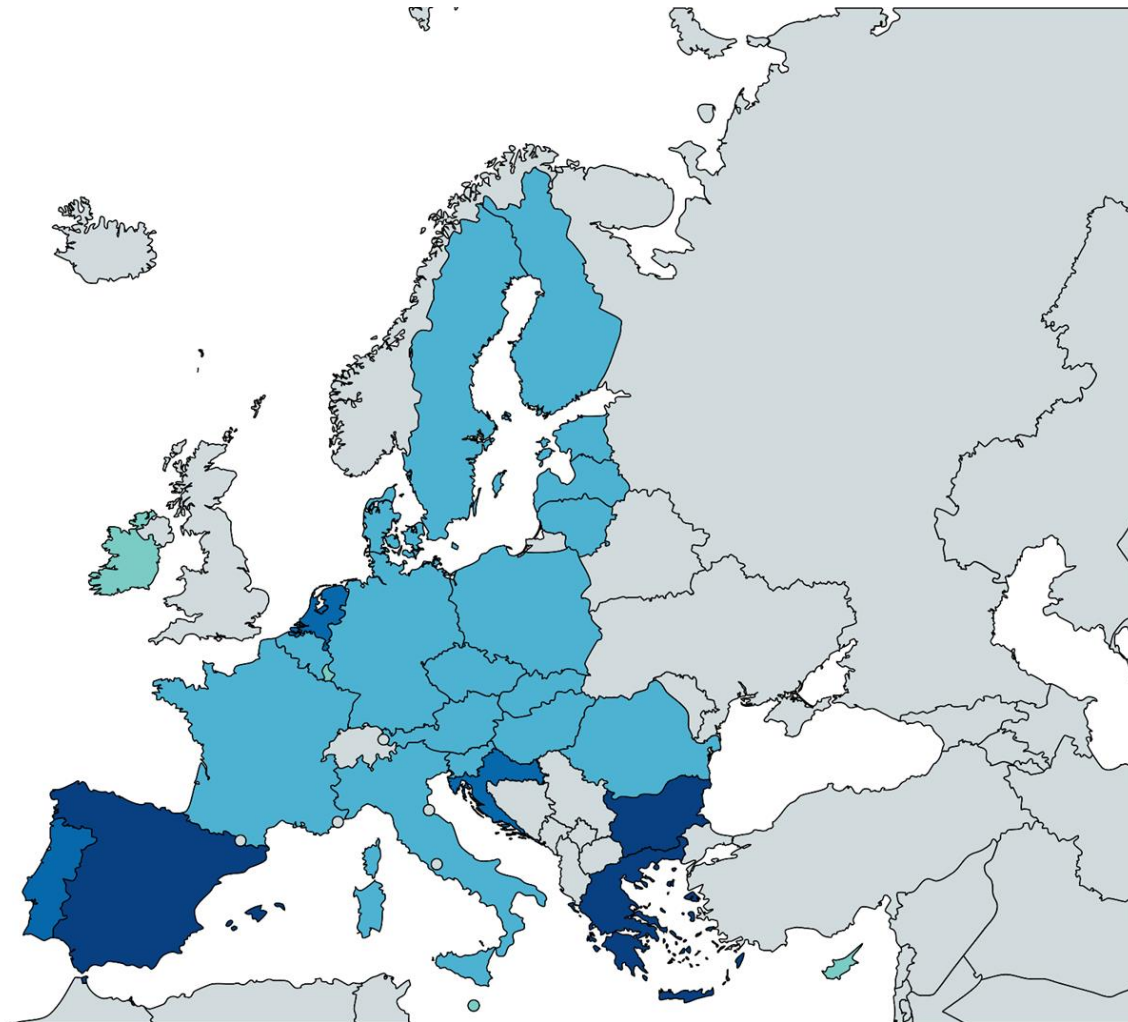


**Moyenne de sièges  
pour le plus gros  
parti**

- +50%
- 40%-49.9%
- 30%-39.9%
- 20%-29.9%
- 19.9%

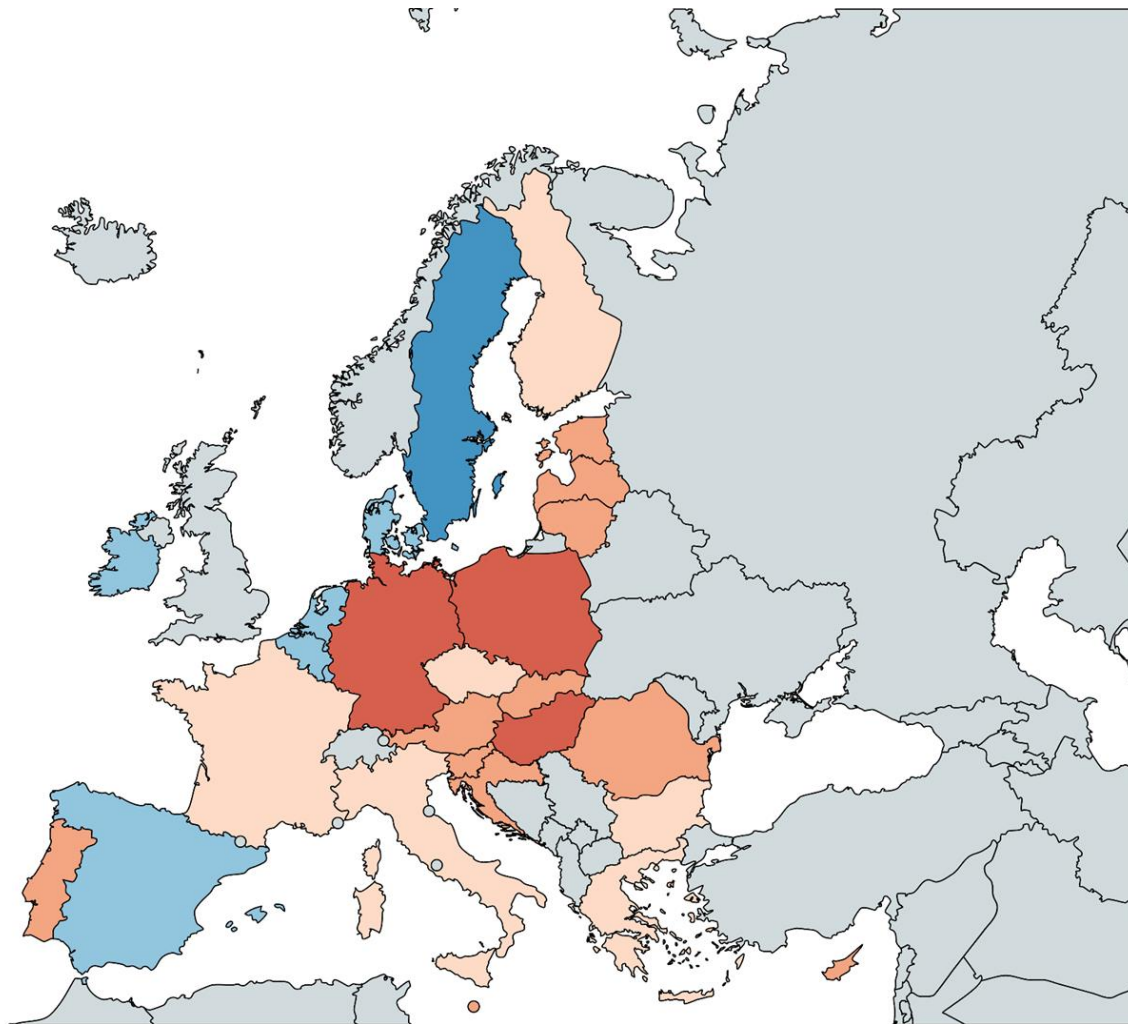


Nombre d'élections  
législatives depuis  
2000



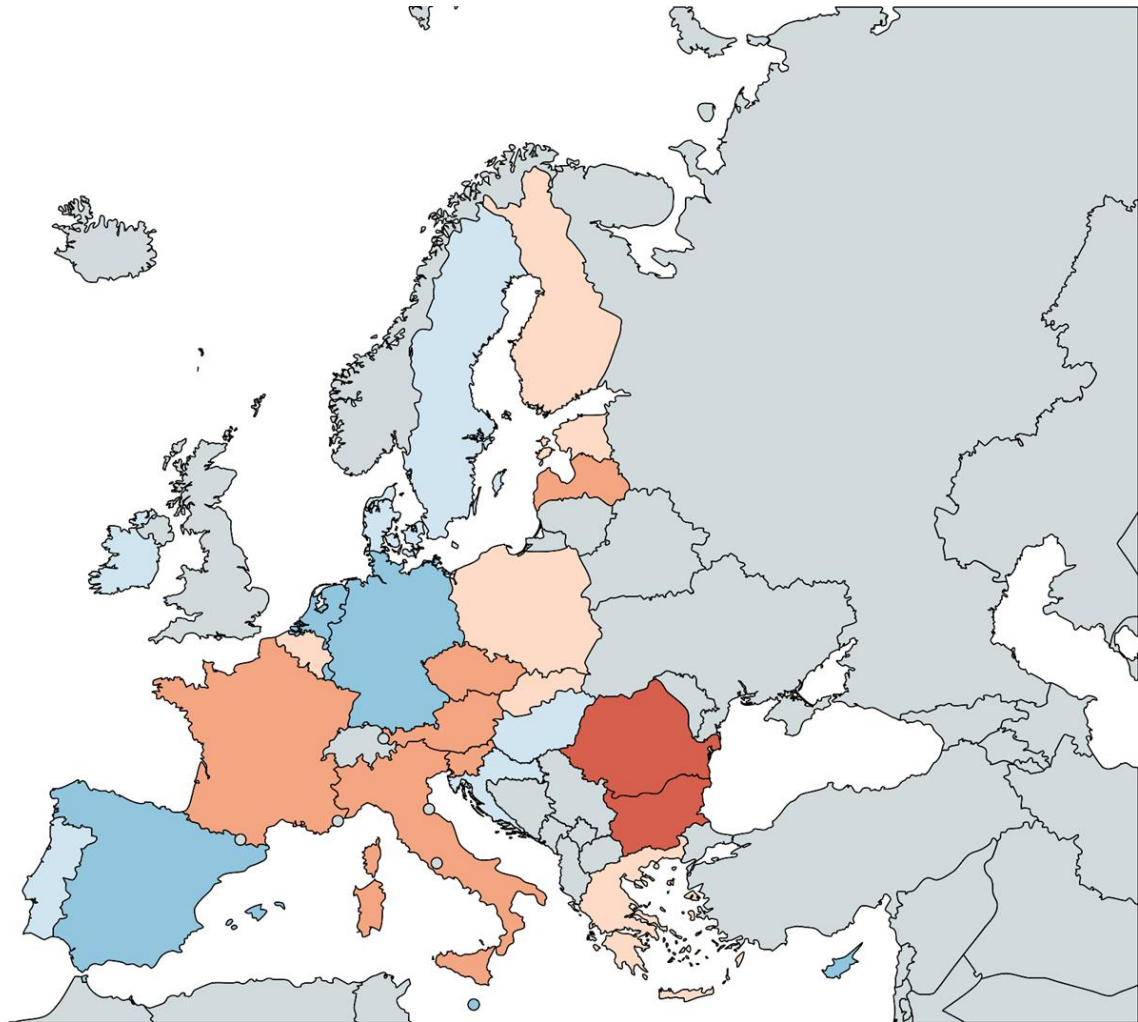
Nombre de chefs  
d'Etat depuis 2000

- 1
- 2
- 3-4
- 5-6
- 7+



**Nombre de chefs de  
gouvernement depuis  
2000**

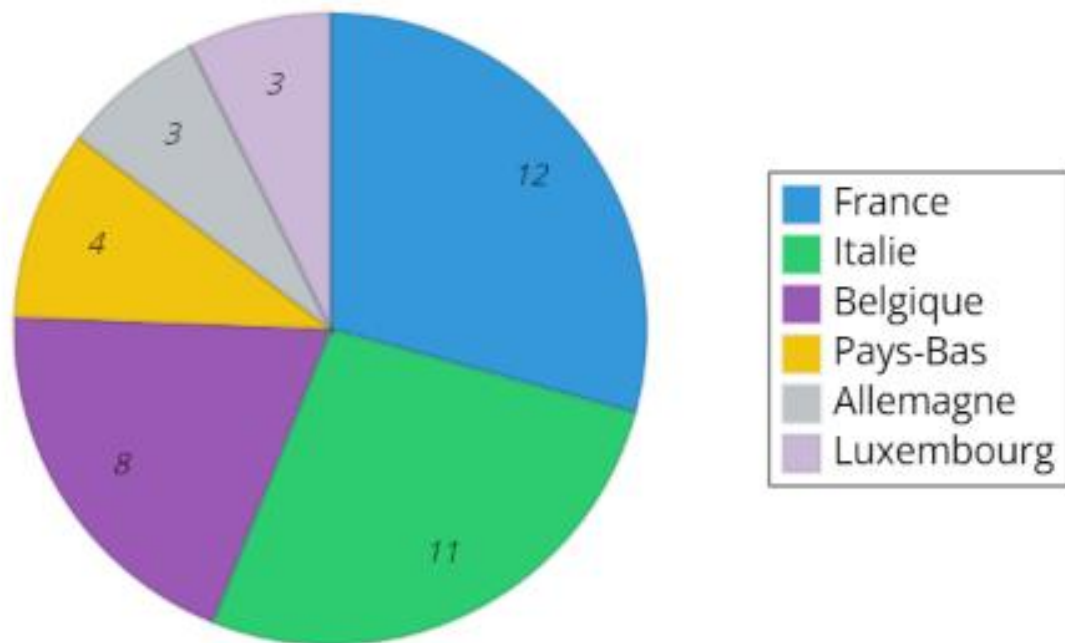
- 4
- 5-7
- 8-10
- 11-13
- +13





# D'où viennent les 41 chefs de gouvernement depuis 2000

Source : Wikipédia



Made with Livegap Charts

# A Traditionally Liberal Society

Economy and Social Issues



 <b>Germany</b>	4,121.160
 <b>France</b>	2,803.100
 <b>Italy</b>	2,085.376
 <b>Spain</b>	1,462.070
 <b>Netherlands</b>	1,032.841

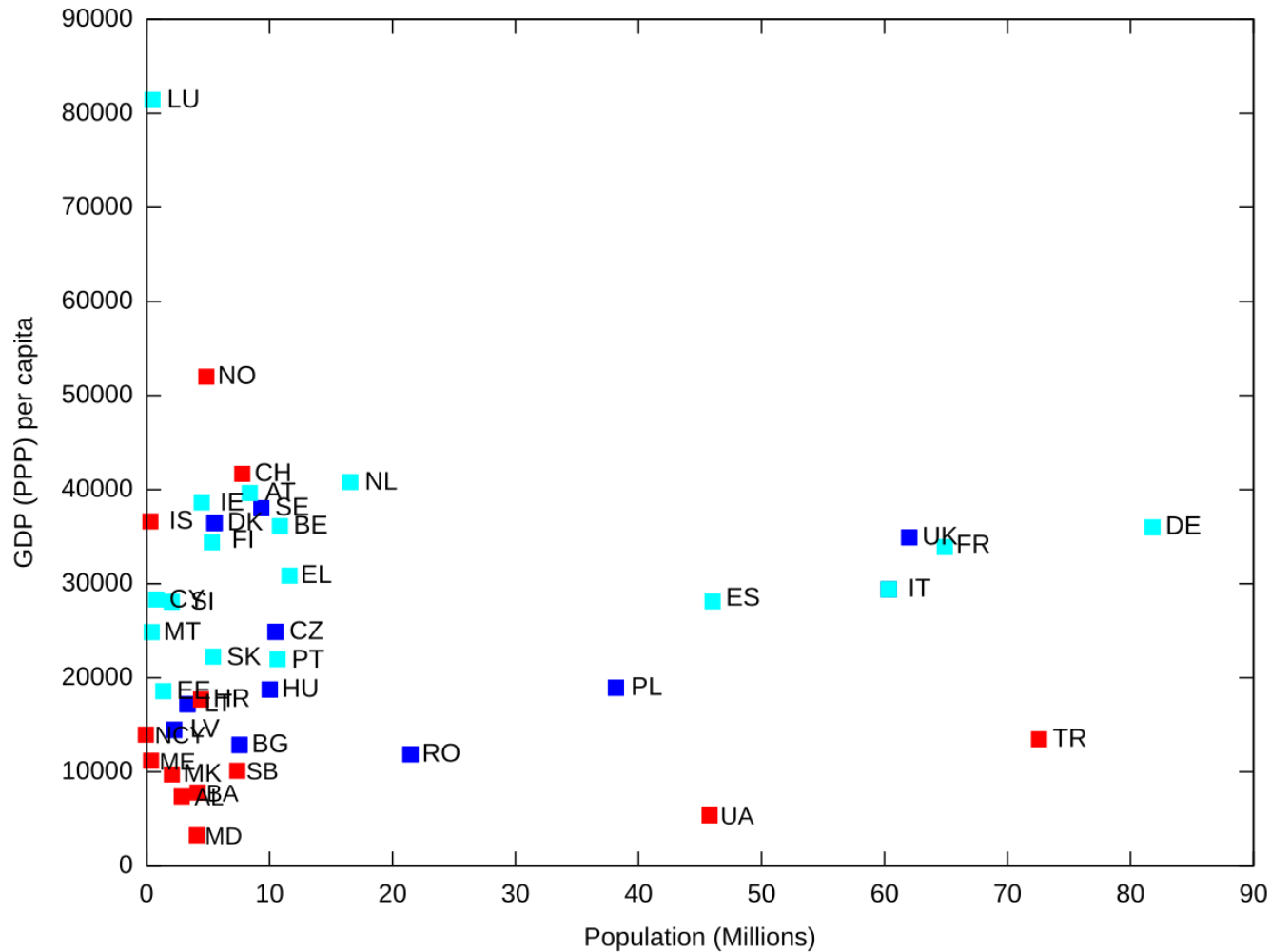
GDP (in millions of €)

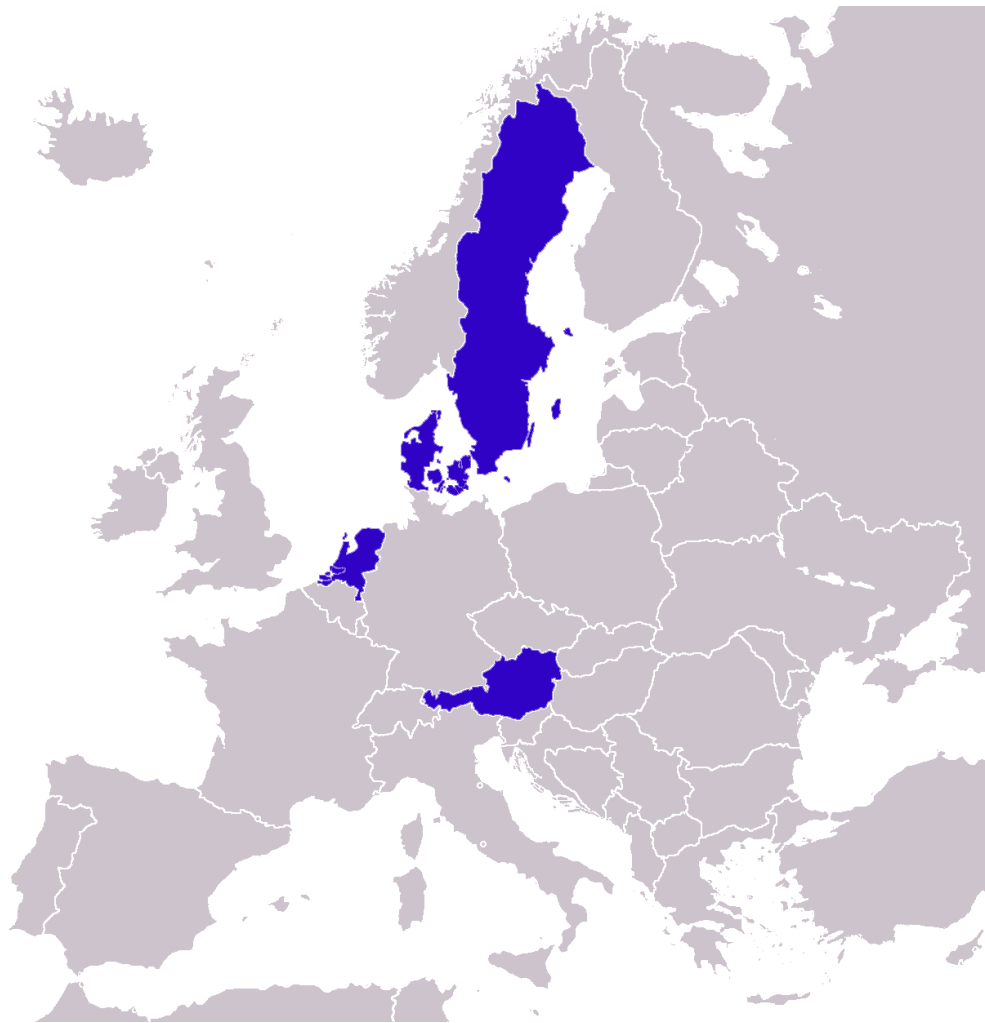
 <b>Luxembourg</b>	118,770
 <b>Ireland</b>	95,290
 <b>Denmark</b>	63,290
 <b>Netherlands</b>	57,770
 <b>Austria</b>	52,250

GDP per capita (in €)

 <b>Czech Republic</b>	2.6
 <b>Poland</b>	2.7
 <b>Germany</b>	2.8
 <b>Malta</b>	2.8
 <b>Netherlands</b>	3.5

Unemployment



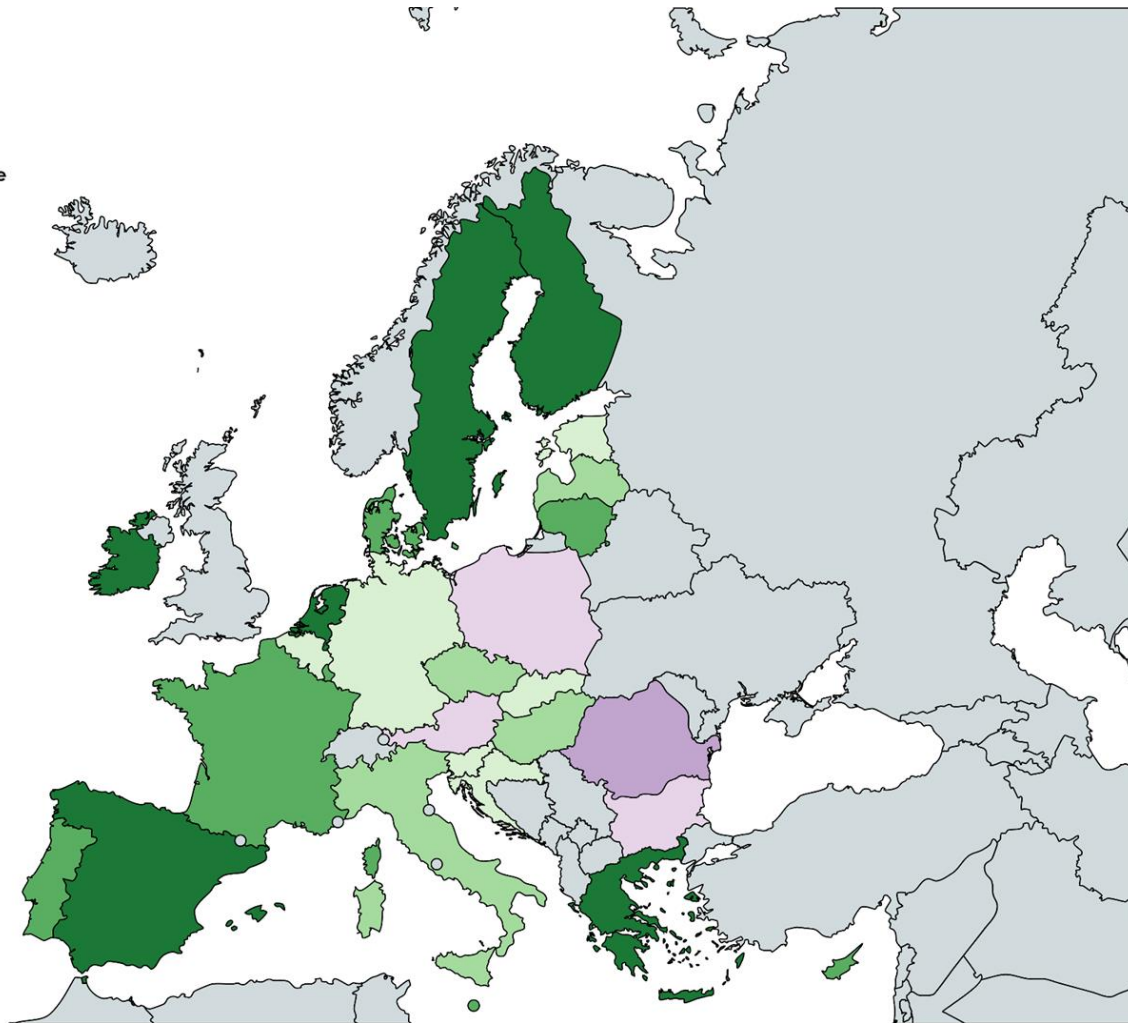




There are large **variations between Member States**, and these are consistent across the three statements. Respondents in Sweden and the Netherlands are most likely to agree with each of the three statements. For example, 96% of respondents in the Netherlands and 95% in Sweden agree that gay, lesbian and bisexual people should have the same rights as heterosexual people. There then follows a group of countries where at least three-quarters of respondents agree with each of the three statements: Denmark (at least 87%), Spain (at least 84%), Ireland (at least 80%), Belgium (at least 77%) and Luxembourg (at least 75%).

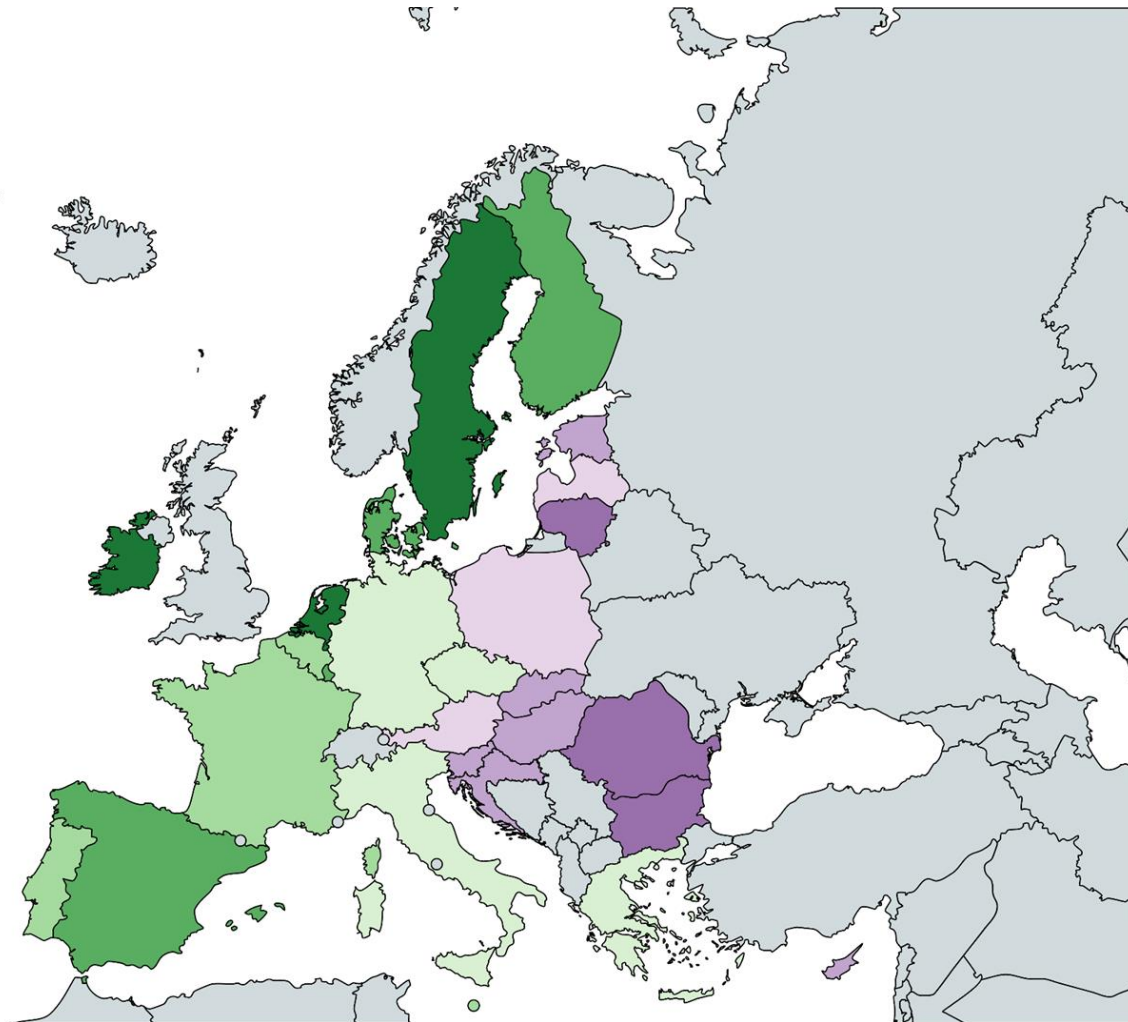
**Pourcentage de personnes confortables à l'idée d'avoir une femme comme plus importante personne de l'État**

- +95%
- 90-94.9%
- 85-89.9%
- 80-84.9%
- 70-79.9%
- 70%

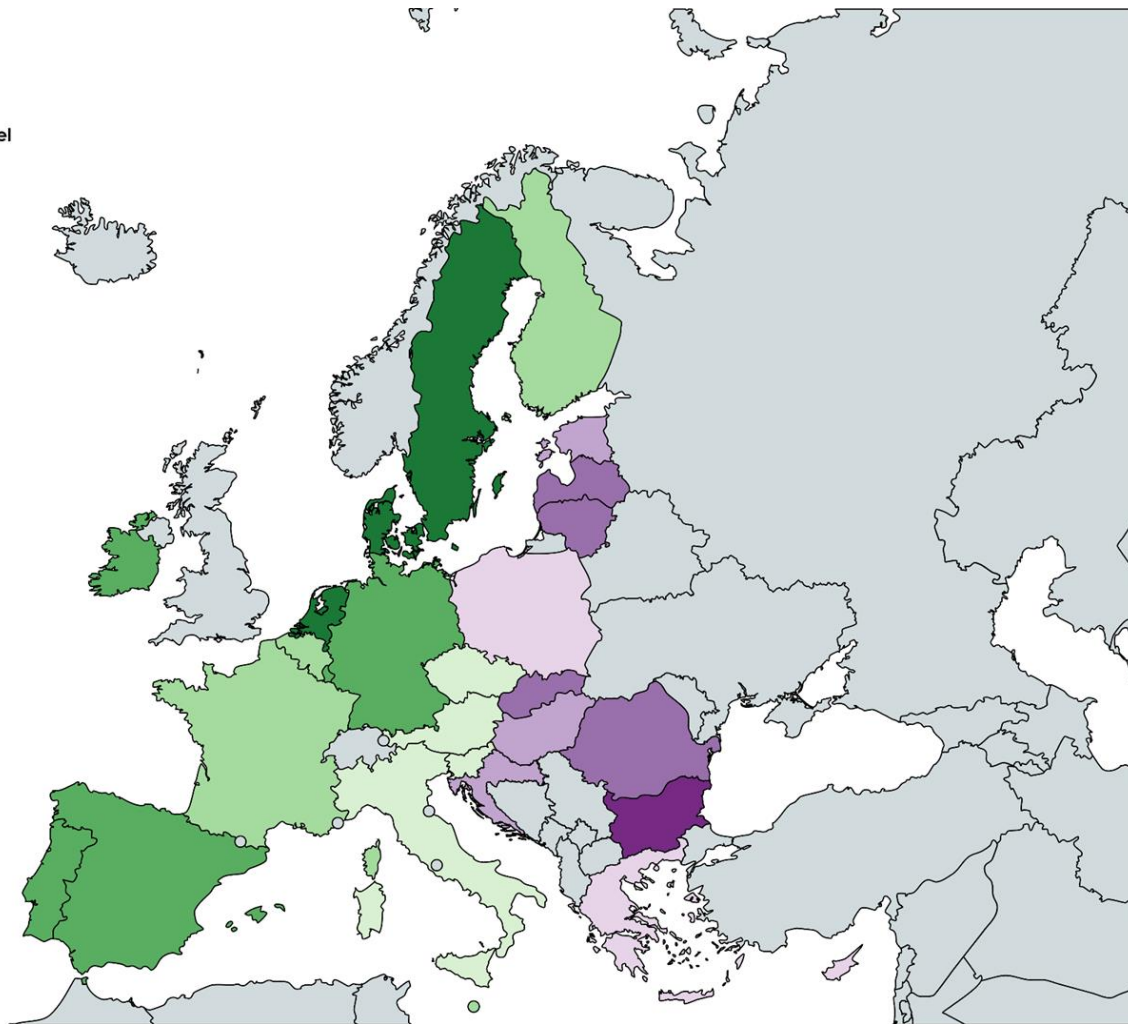



**Pourcentage de personnes confortables à l'idée d'avoir une personne gae, lesbienne ou bisexuelle comme plus importante personne de l'Etat**

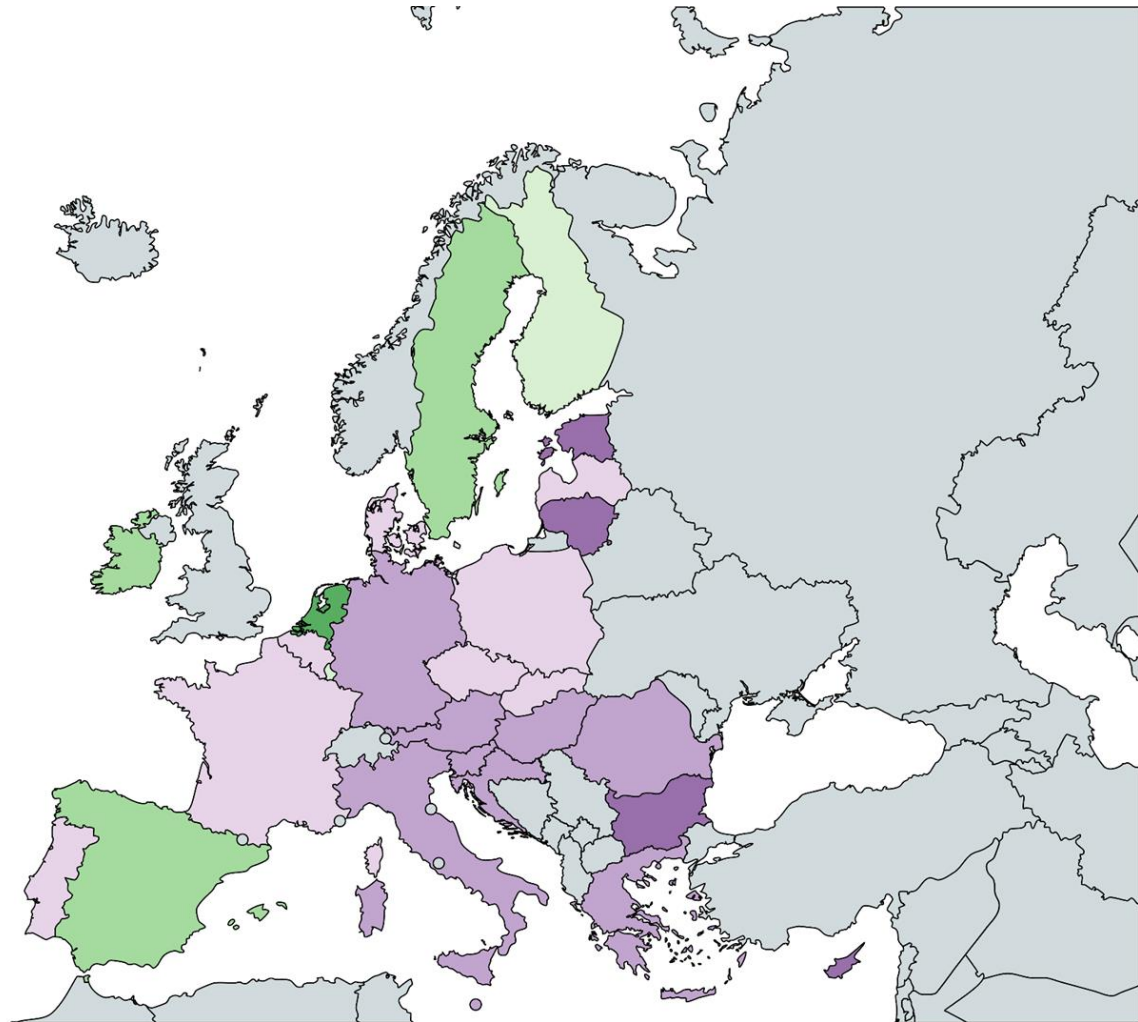

- +90%
- 80-89.9%
- 70-79.9%
- 60-69.9%
- 50-59.9%
- 40-49.9%
- 20-39.9%



**Pourcentage de  
personnes favorables  
au mariage homosexuel**



**Pourcentage de personnes confortables à l'idée d'avoir une personne rom comme plus importante personne de l'Etat**







Conclusion



# Bibliography and sources

- Wikipedia (for election results)
- Official website of the EU: [https://european-union.europa.eu/principles-countries-history/eu-countries/netherlands\\_en](https://european-union.europa.eu/principles-countries-history/eu-countries/netherlands_en)
- Eurostat: [https://ec.europa.eu/eurostat/databrowser/view/ext\\_lt\\_intratrd\\_custom\\_12529090/bookmark/table?lang=en&bookmarkId=b1c04f12-089e-4c9f-90b5-525f981bfa09](https://ec.europa.eu/eurostat/databrowser/view/ext_lt_intratrd_custom_12529090/bookmark/table?lang=en&bookmarkId=b1c04f12-089e-4c9f-90b5-525f981bfa09)
- *La victoire de l'extrême-droite aux Pays-Bas accentue le risque de paralysie dans l'Union européenne*, by Philippe Jacqué, Virginie Malingre, and Jean-Pierre Stroobants (Le Monde): [https://www.lemonde.fr/international/article/2023/11/24/l-union-europeenne-redoute-les-consequences-de-la-victoire-de-l-extreme-droite-europhobe-aux-pays-bas\\_6202045\\_3210.html?lmd\\_medium=al&lmd\\_campaign=envoye-par-appli&lmd\\_creation=android&lmd\\_source=default](https://www.lemonde.fr/international/article/2023/11/24/l-union-europeenne-redoute-les-consequences-de-la-victoire-de-l-extreme-droite-europhobe-aux-pays-bas_6202045_3210.html?lmd_medium=al&lmd_campaign=envoye-par-appli&lmd_creation=android&lmd_source=default)
- Netherlands Court of Audit: <https://english.rekenkamer.nl/publications/frequently-asked-questions/european-union/how-much-does-the-netherlands-pay-into-the-eu-budget-and-how-much-does-it-receive>
- Larousse: [https://www.larousse.fr/encyclopedie/divers/Pays-Bas\\_histoire/185951](https://www.larousse.fr/encyclopedie/divers/Pays-Bas_histoire/185951)
- *La naissance tumultueuse des Pays-Bas (1579-1795)* (herodote.net): [https://www.herodote.net/La\\_naissance\\_tumultueuse\\_des\\_Pays\\_Bas\\_1579\\_1795\\_-synthese-2003-55.php](https://www.herodote.net/La_naissance_tumultueuse_des_Pays_Bas_1579_1795_-synthese-2003-55.php)
- *Netherlands in the EU*, by EU Made Simple: <https://www.youtube.com/watch?v=KYfS1jiET14>
- *9 ways Dutch political paralysis hits the EU*, by Barbara Moens (Politico): <https://www.politico.eu/article/dutch-political-departures-mark-rutte-impact-on-eu-legislation/>
- *The Dutch dragging their feet*, by Camille van Hees, Louise van Schaik, and Wouter Zweers: [https://www.jstor.org/stable/resrep54859?searchText=Mathieu+Segers&searchUri=%2Faction%2FdoBasicSearch%3FQuery%3DMathieu%2BSegers%26so%3Drel&ab\\_segments=0%2Fbasic\\_search\\_gsv2%2Fcontrol&refreqid=fastly-default%3A2f3609181152d1992cb85a761d61cf2e&seq=1](https://www.jstor.org/stable/resrep54859?searchText=Mathieu+Segers&searchUri=%2Faction%2FdoBasicSearch%3FQuery%3DMathieu%2BSegers%26so%3Drel&ab_segments=0%2Fbasic_search_gsv2%2Fcontrol&refreqid=fastly-default%3A2f3609181152d1992cb85a761d61cf2e&seq=1)
- *What does the EU mean to you?* (Statista): <https://www.statista.com/statistics/548369/public-opinion-the-european-union-in-the-netherlands/>
- *Nouveau gouvernement aux Pays-Bas : partis prenants connus, PM annoncé bientôt* (Euronews): <https://fr.euronews.com/2024/05/15/nouveau-gouvernement-aux-pays-bas-vers-une-coalition-avec-extreme-droite-mais-sans-geert->
- *Toute l'Europe*: <https://www.touteleurope.eu/pays/pays-bas/>
- *EU Post-Electoral Survey*: <https://europa.eu/eurobarometer/surveys/detail/3292>